Chapter 12

OTHERS DATA

1. SUSPENSION DEFLECTION CHART
2. BRAKE PIPING DIAGRAM
3. AUXILIARY AIR LINE
4. ELECTRIC WIRING DIAGRAM
5. CONNECTORS
6. METRIC/U.S. CUSTOMARY UNIT EQUIVALENTS

1. SUSPENSION DEFLECTION CHART

MODEL:ALL
CAPACITY:14600lbs(STD:NM(XL8)
K:31.8kgf/mm(1780lb/in)

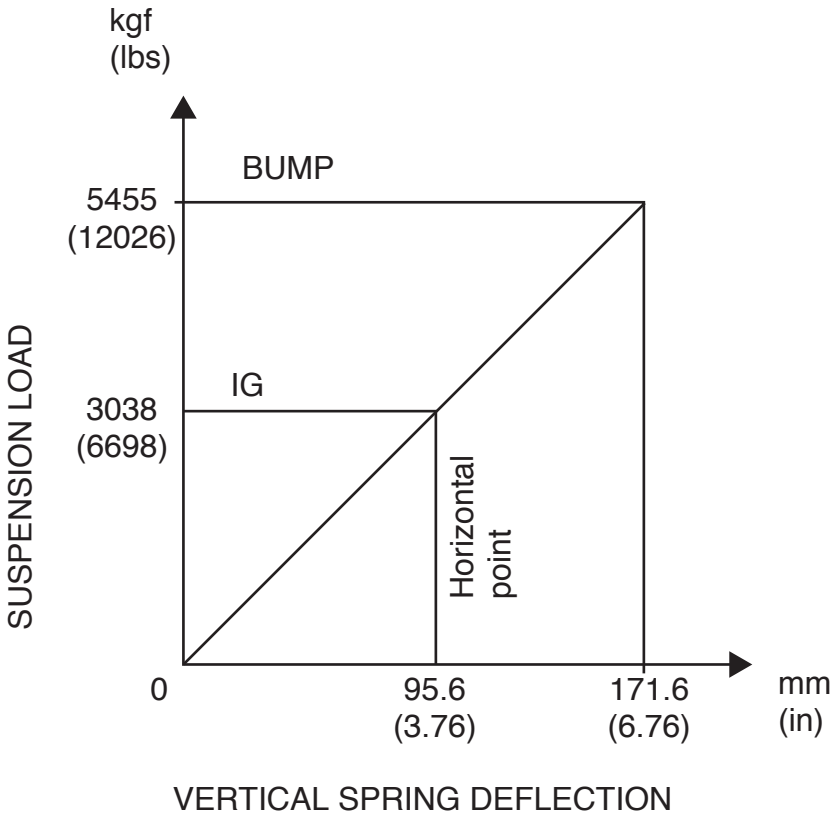

2. BRAKE PIPING DIAGRAM

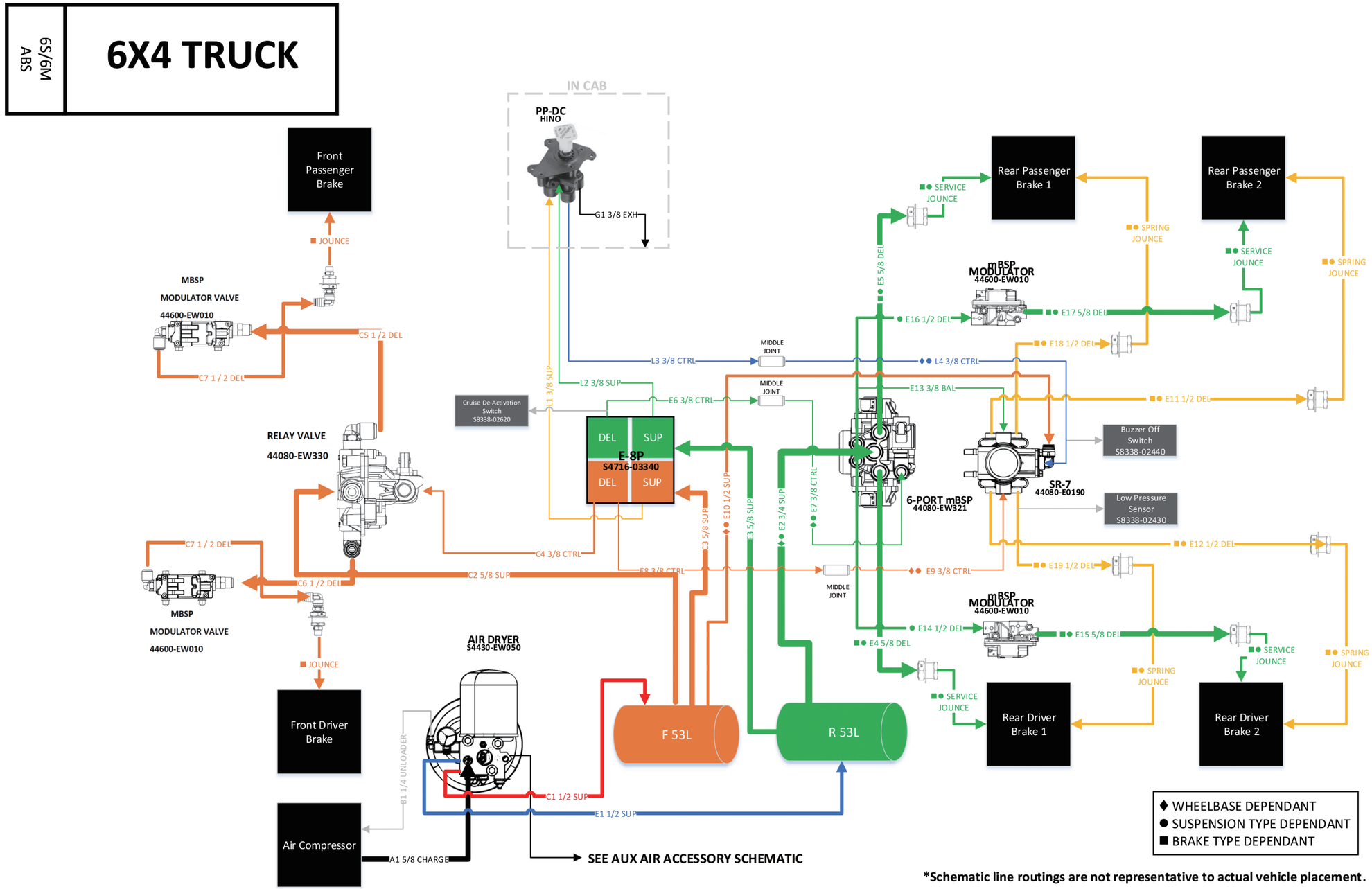

*Schematic line routings are not representative to actual vehicle placement.

6S/6M ABS/TCS/ESC

6X4 TRUCK

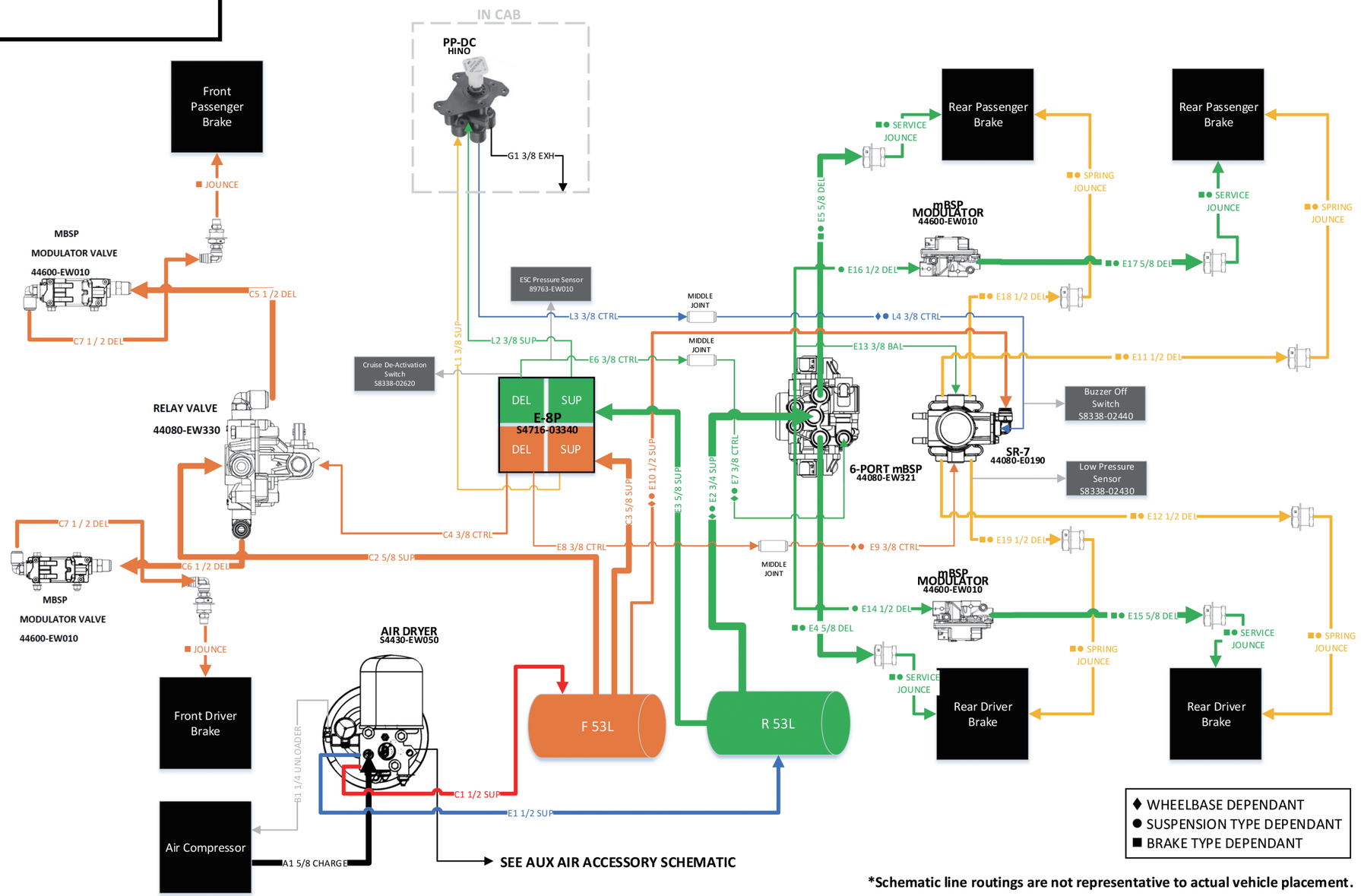

*Schematic line routings are not representative to actual vehicle placement.

3. AUXILIARY AIR LINE

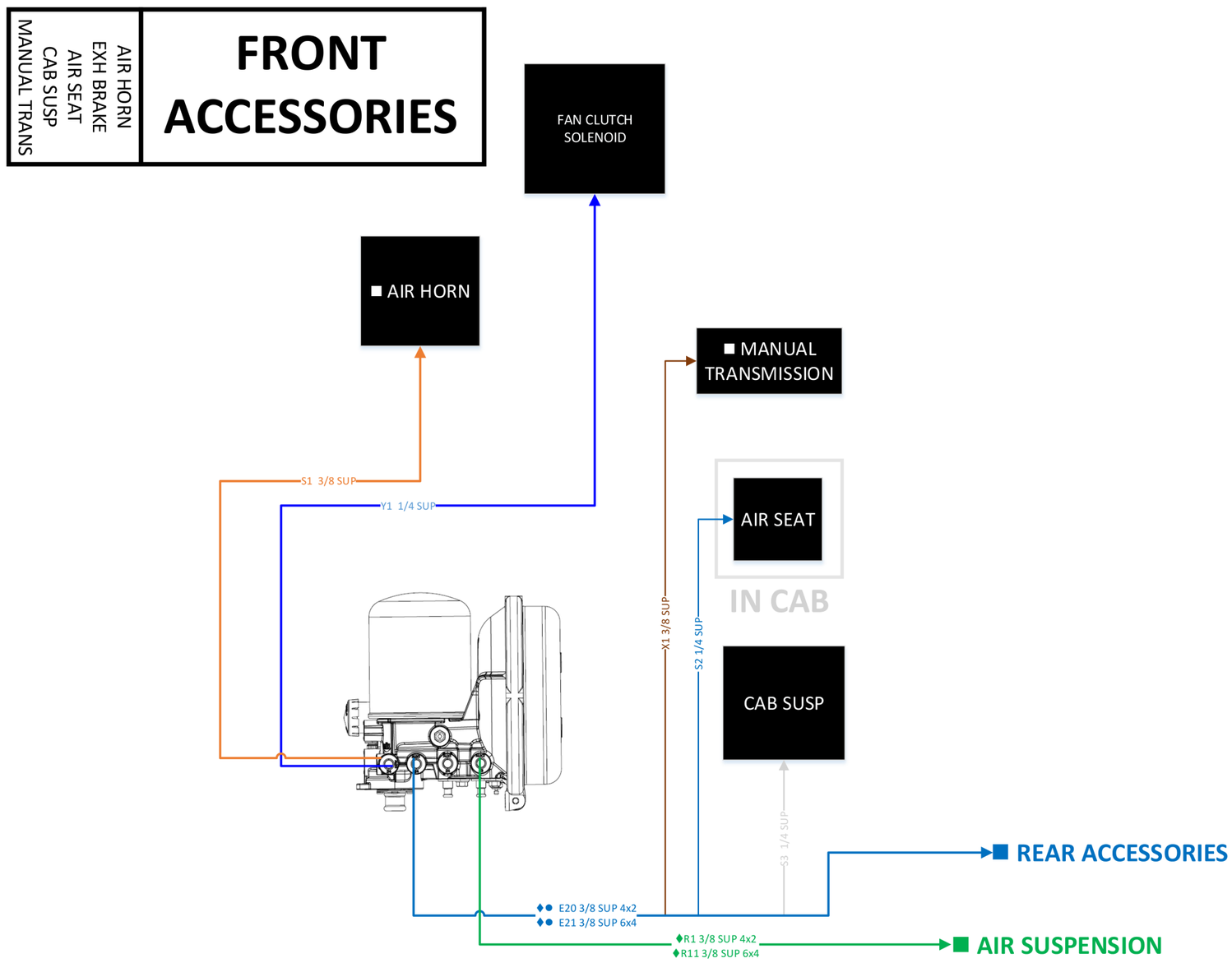

♦ WHEELBASE DEPENDANT
● SUSPENSION TYPE DEPENDANT
■ OPTIONAL EQUIPMENT

***Schematic line routings are not representative to actual vehicle placement.**

PWR DIV	6X4 REAR ACCESSORIES

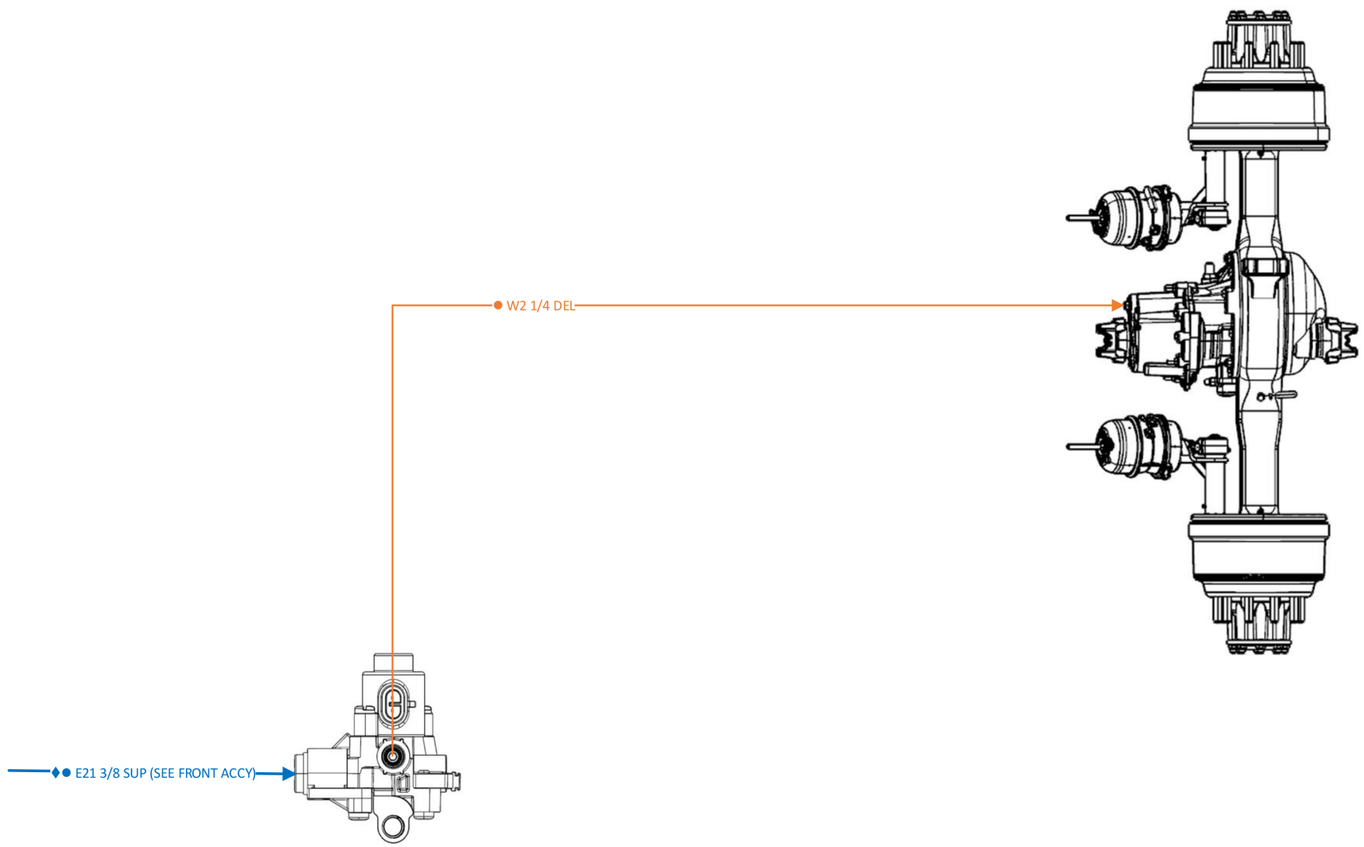

♦ WHEELBASE DEPENDANT
● SUSPENSION TYPE DEPENDANT

***Schematic line routings are not representative to actual vehicle placement.**

PWR DIV LOCKING DIFF 1	**6X4 REAR ACCESSORIES**

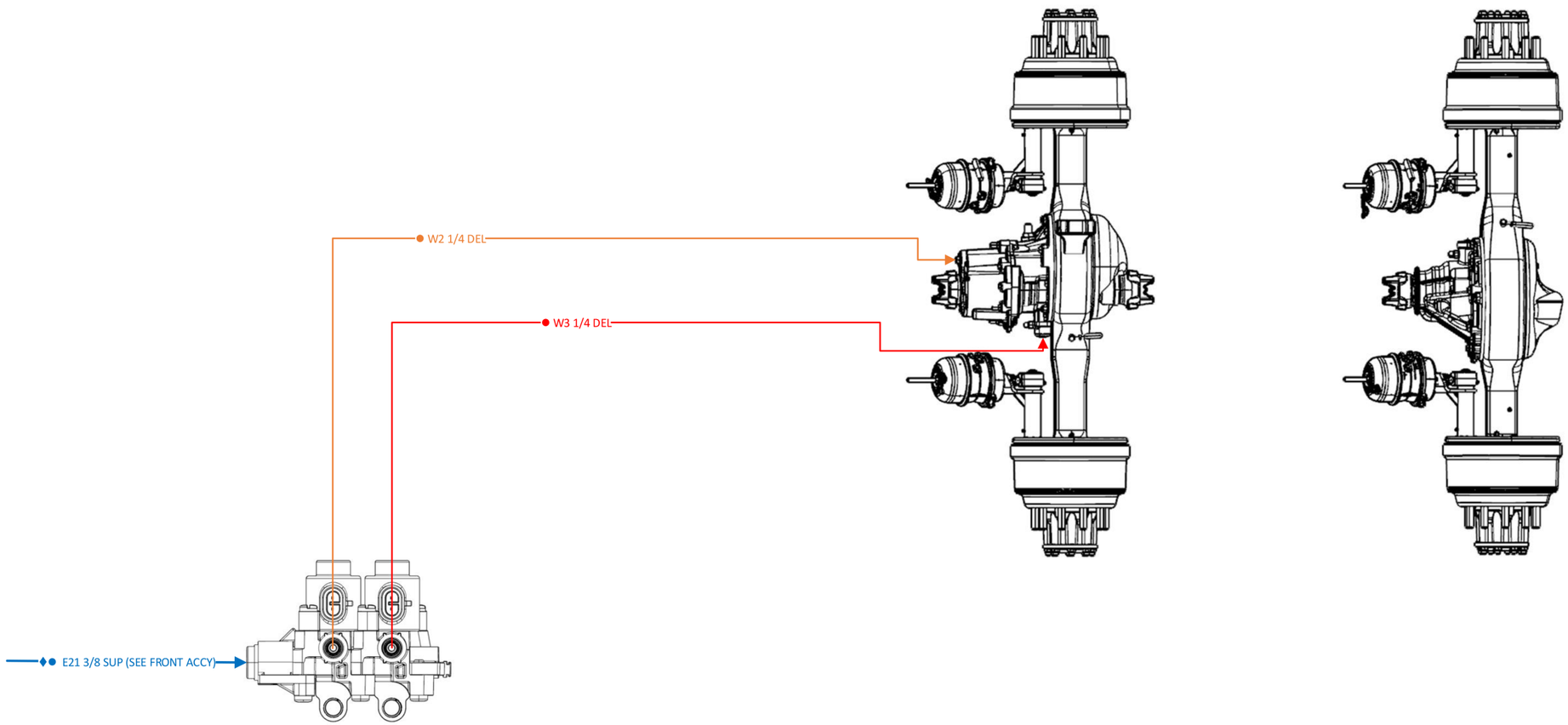

♦ WHEELBASE DEPENDANT
● SUSPENSION TYPE DEPENDANT

***Schematic line routings are not representative to actual vehicle placement.**

PWR DIV LOCKING DIFF 2	6X4 REAR ACCESSORIES

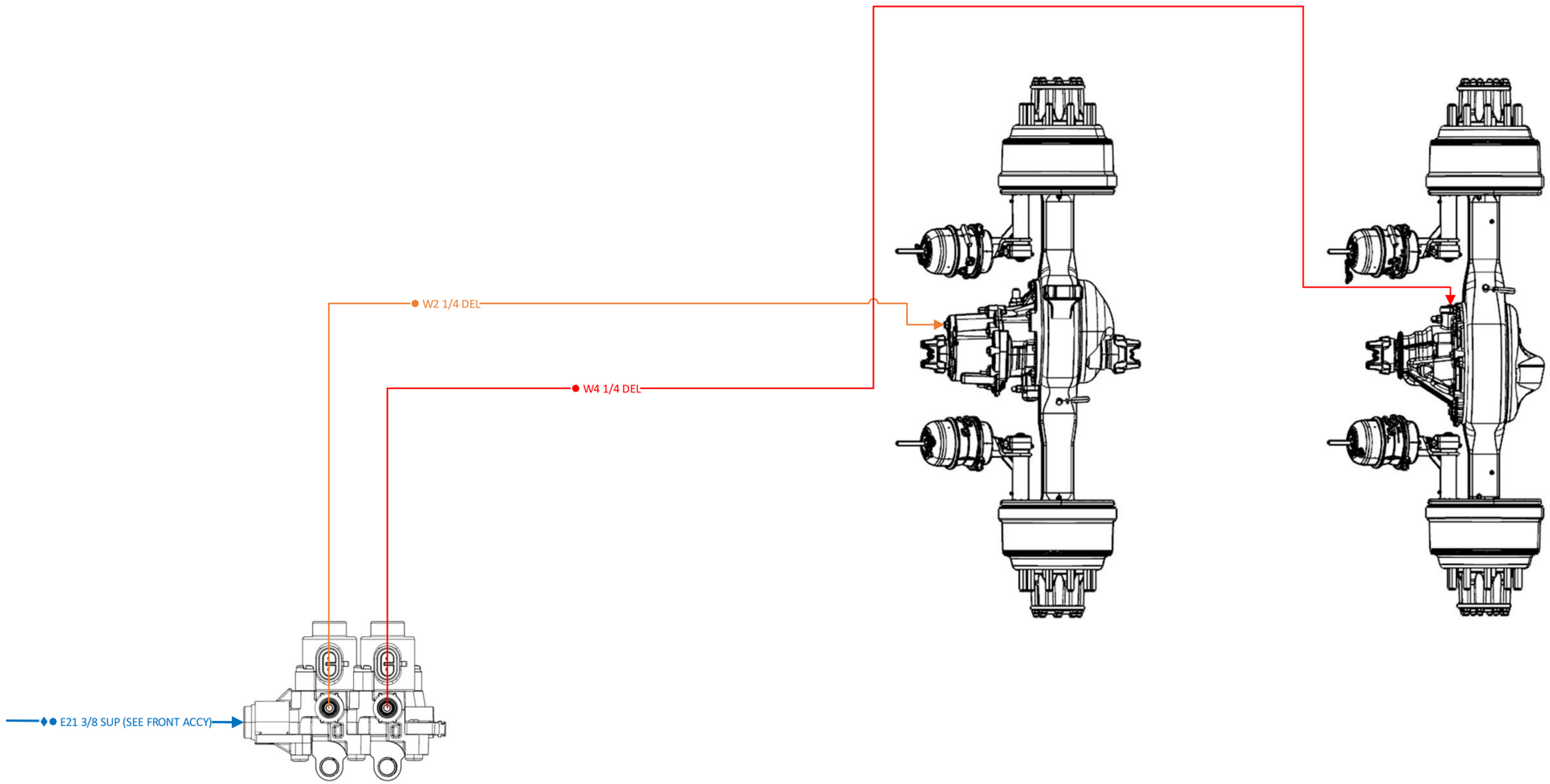

♦ WHEELBASE DEPENDANT
● SUSPENSION TYPE DEPENDANT

***Schematic line routings are not representative to actual vehicle placement.**

PWR DIV
CROSS-LOCK

6X4 REAR ACCESSORIES

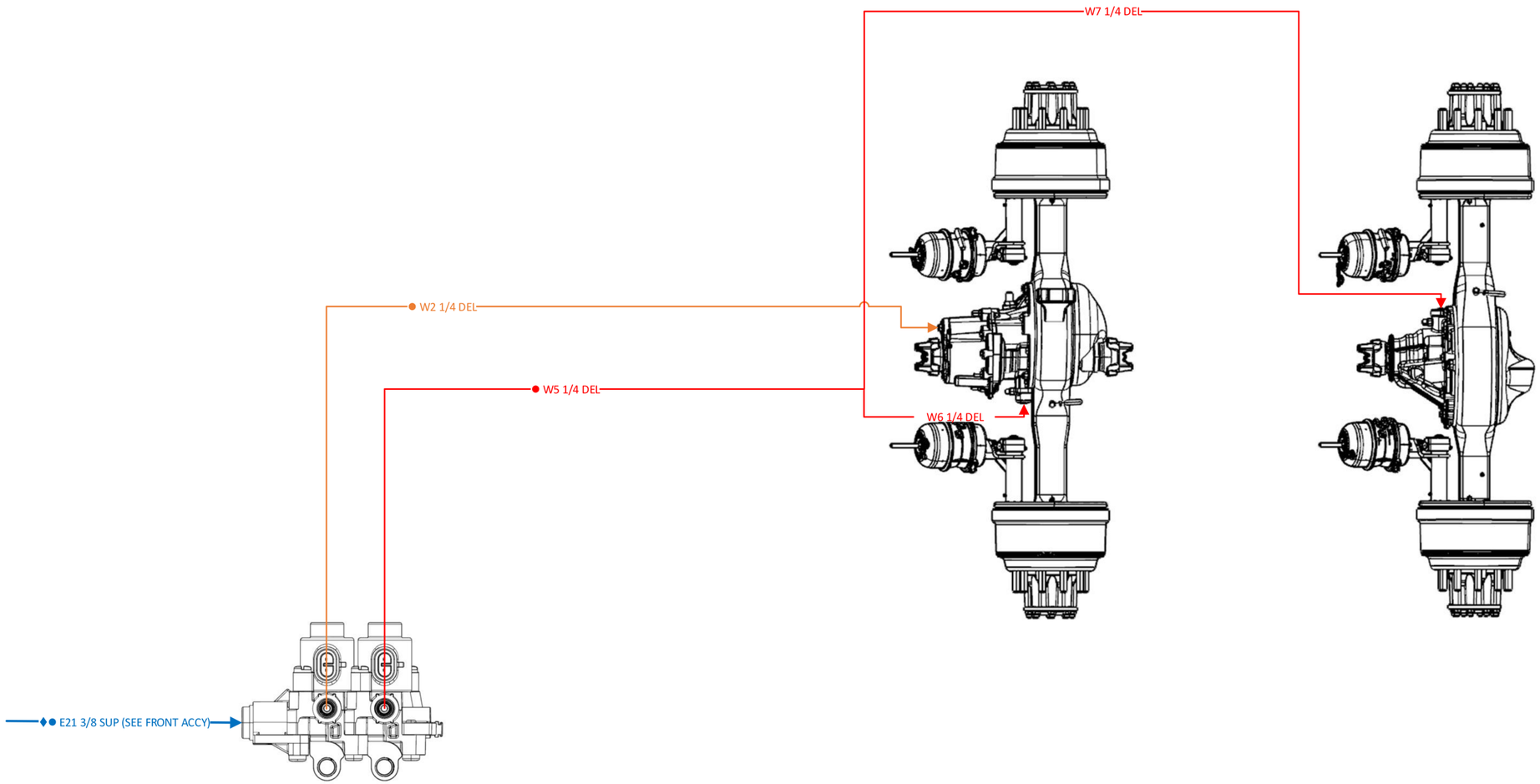

♦ WHEELBASE DEPENDANT
● SUSPENSION TYPE DEPENDANT

***Schematic line routings are not representative to actual vehicle placement.**

PWR DIV
AIR SUSP
(SINGLE LEVEL
W/DUMP)

6X4 REAR ACCESSORIES

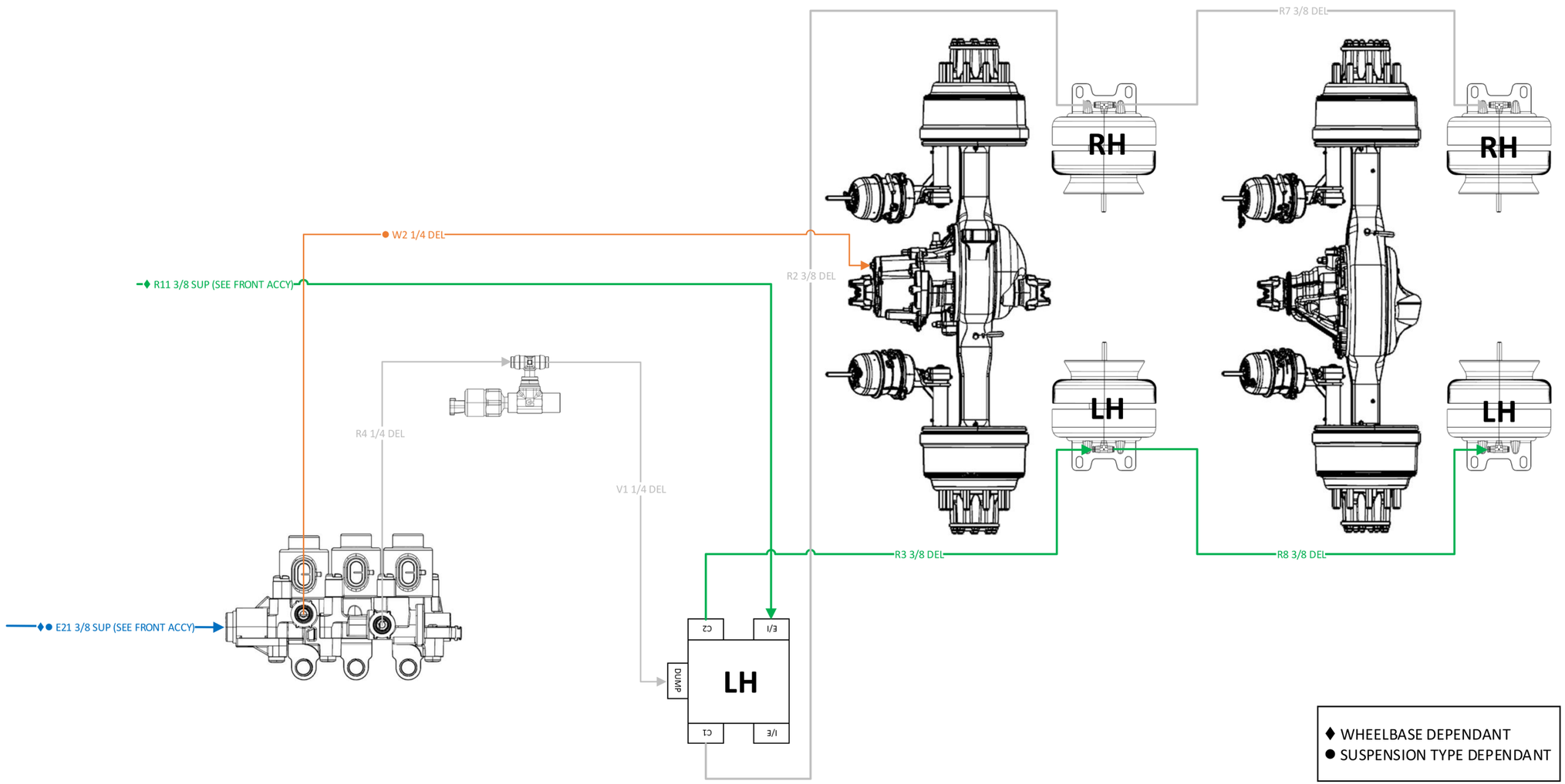

*Schematic line routings are not representative to actual vehicle placement.

PWR DIV
AIR SUSP
(DUAL LEVEL
W/DUMP)

6X4 REAR ACCESSORIES

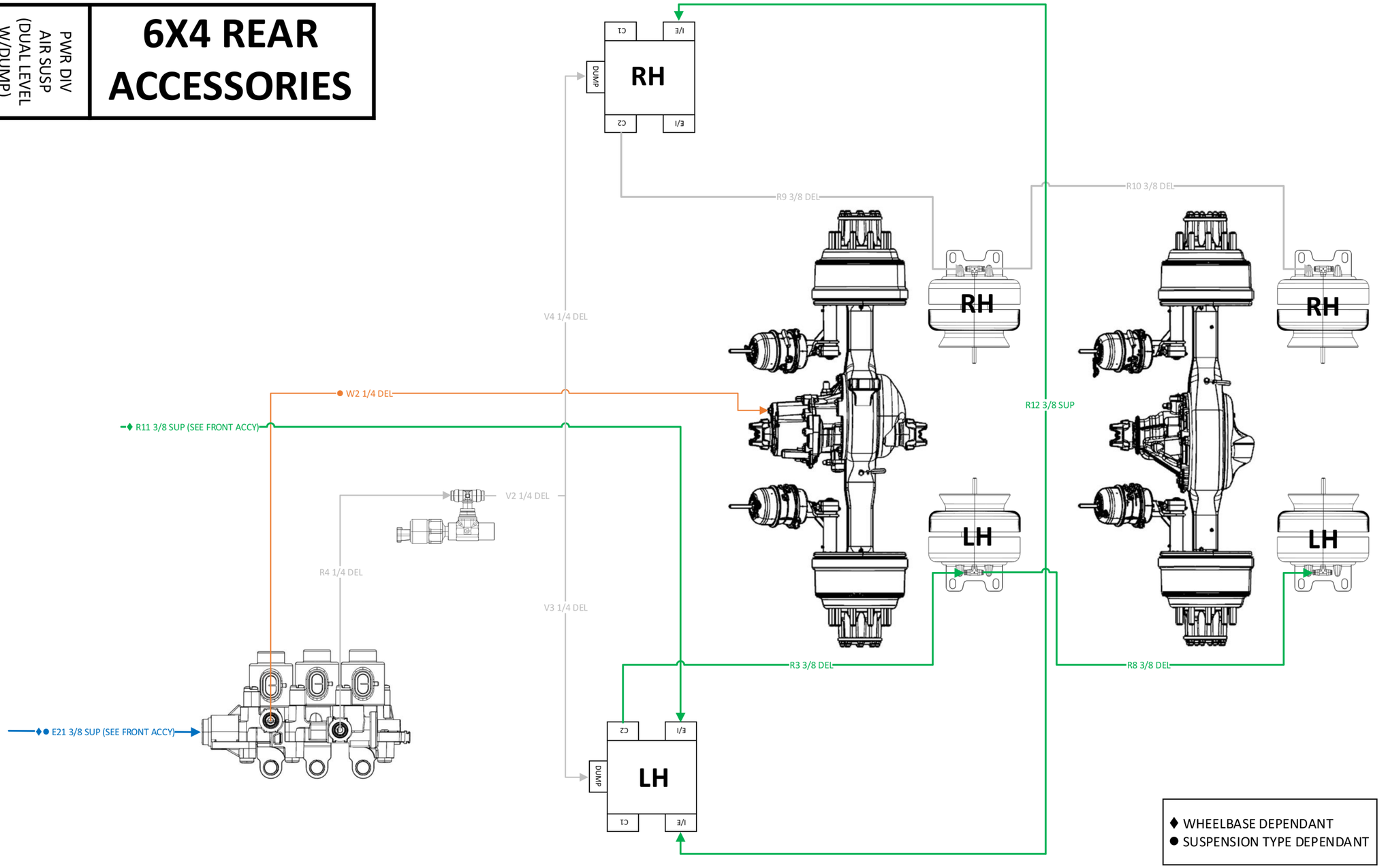

***Schematic line routings are not representative to actual vehicle placement.**

PWR DIV LOCKING DIFF 1 AIR SUSP (SINGLE LEVEL W/DUMP)

6X4 REAR ACCESSORIES

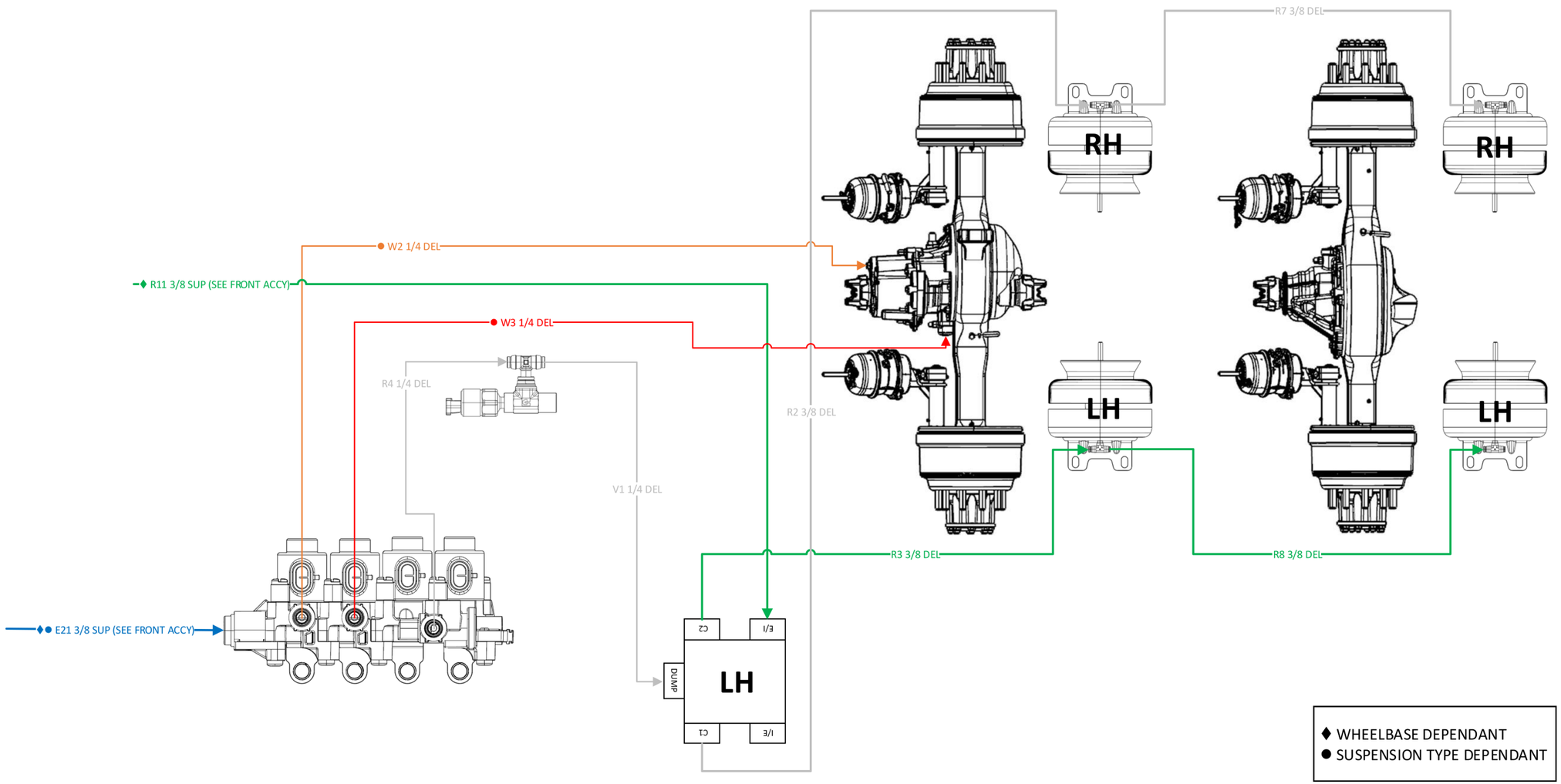

*Schematic line routings are not representative to actual vehicle placement.

PWR DIV LOCKING DIFF 1 AIR SUSP (DUAL LEVEL W/DUMP)

6X4 REAR ACCESSORIES

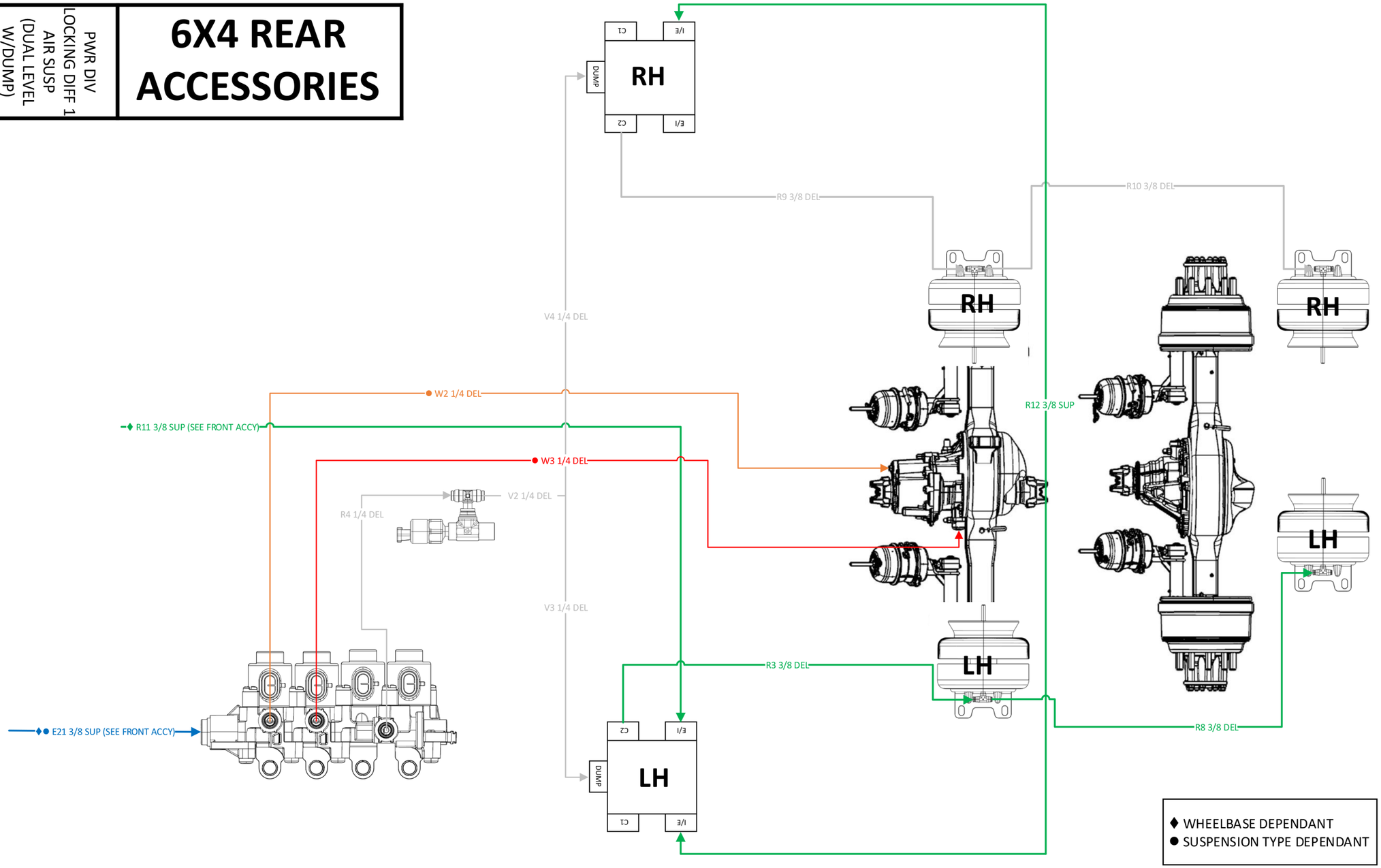

*Schematic line routings are not representative to actual vehicle placement.

6X4 REAR ACCESSORIES

PWR DIV LOCKING DIFF 2 AIR SUSP (DUAL LEVEL W/DUMP)

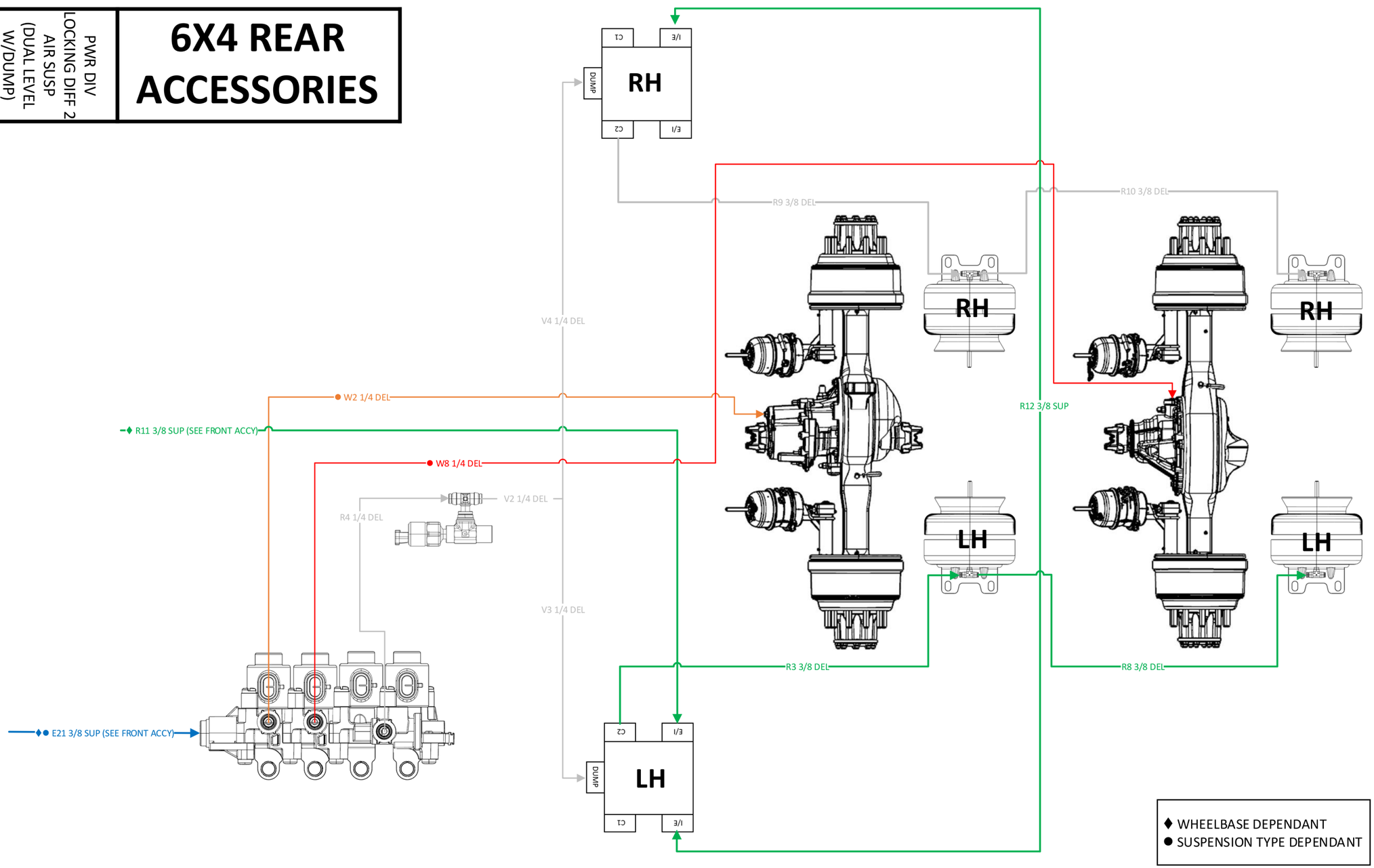

*Schematic line routings are not representative to actual vehicle placement.

PWR DIV LOCKING DIFF 2 AIR SUSP (SINGLE LEVEL W/DUMP)

6X4 REAR ACCESSORIES

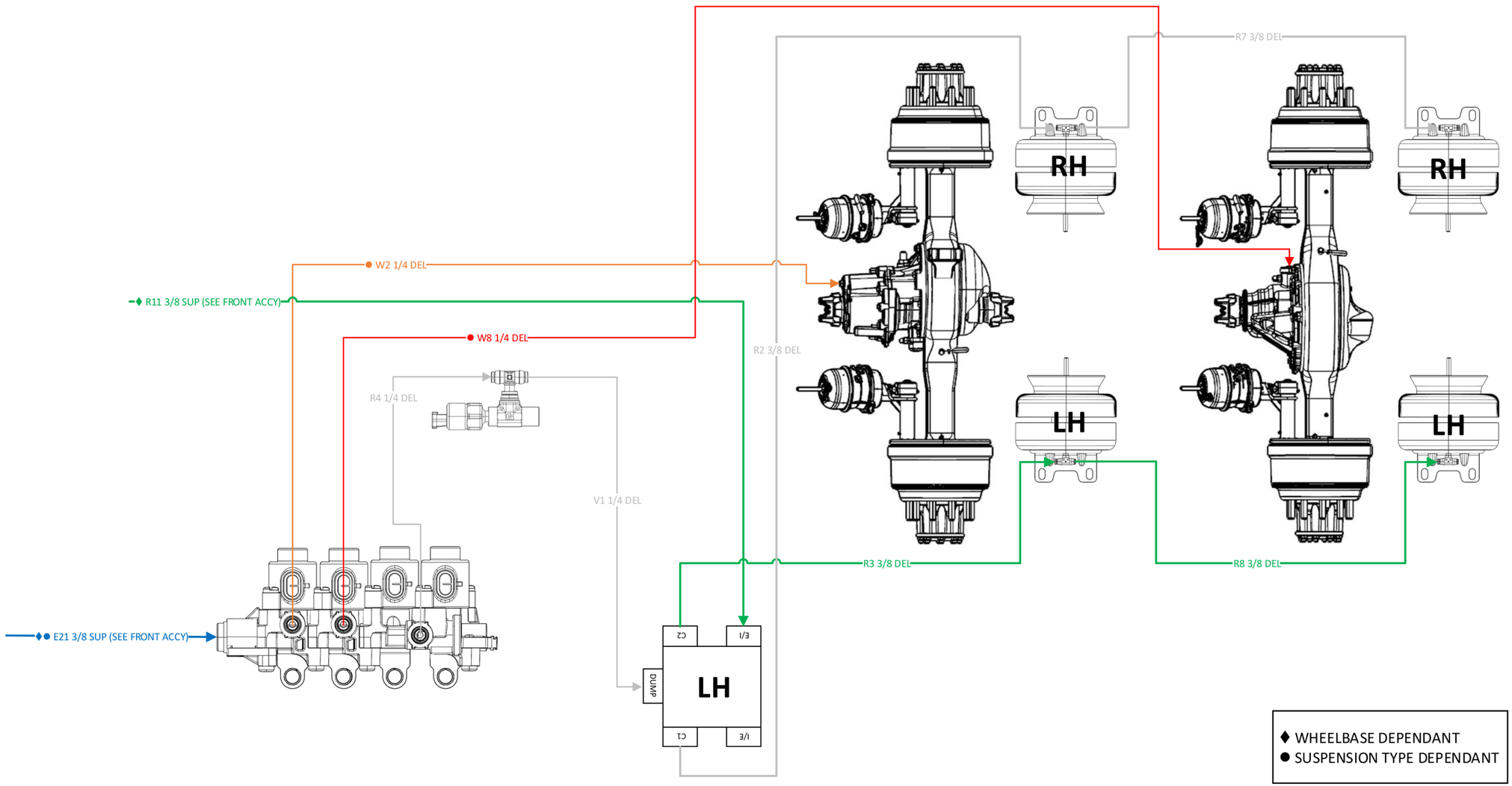

*Schematic line routings are not representative to actual vehicle placement.

PWR DIV CROSS-LOCK AIR SUSP (SINGLE LEVEL W/DUMP)

6X4 REAR ACCESSORIES

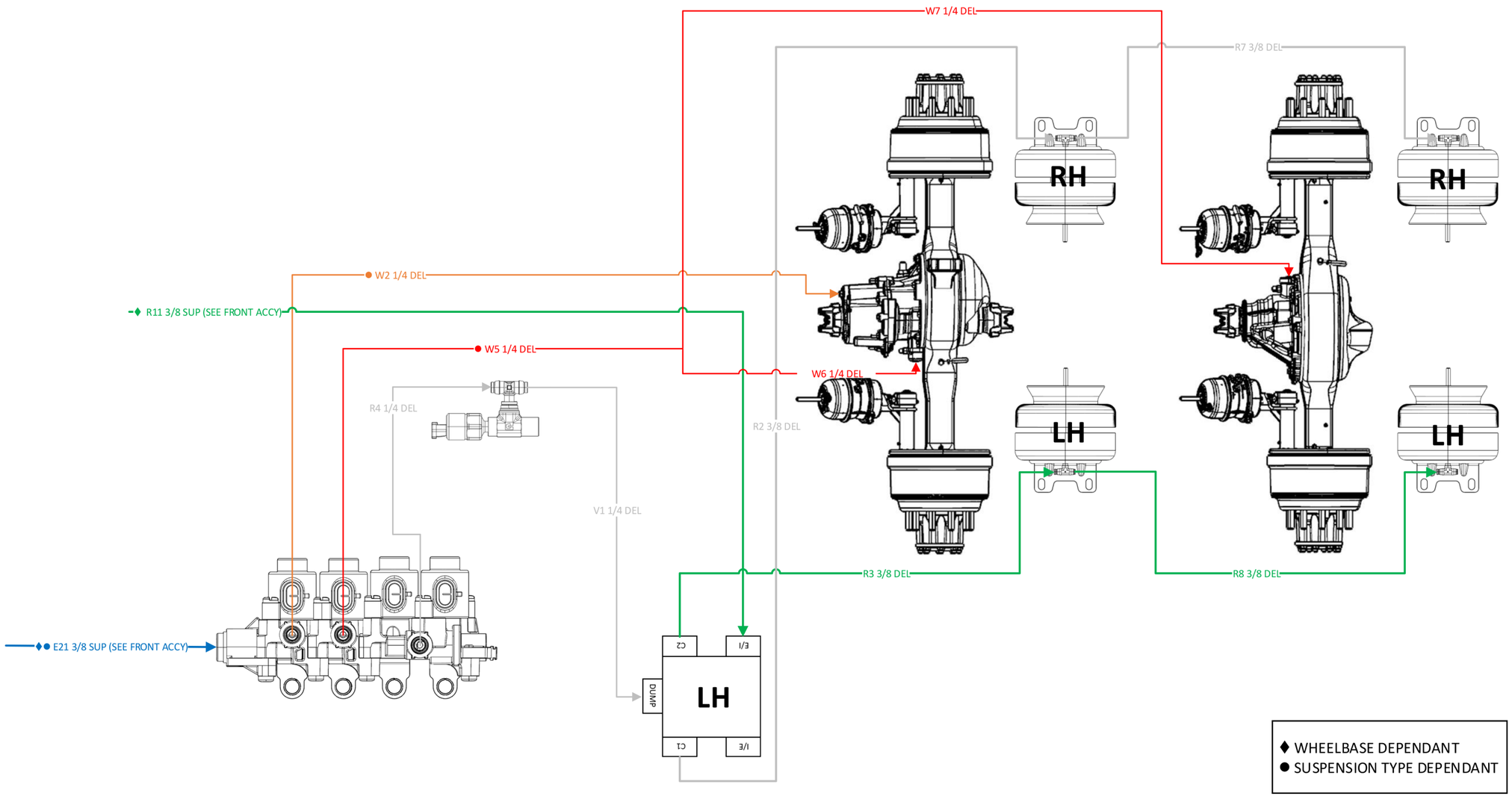

*Schematic line routings are not representative to actual vehicle placement.

PWR DIV CROSS-LOCK AIR SUSP (DUAL LEVEL W/DUMP)

6X4 REAR ACCESSORIES

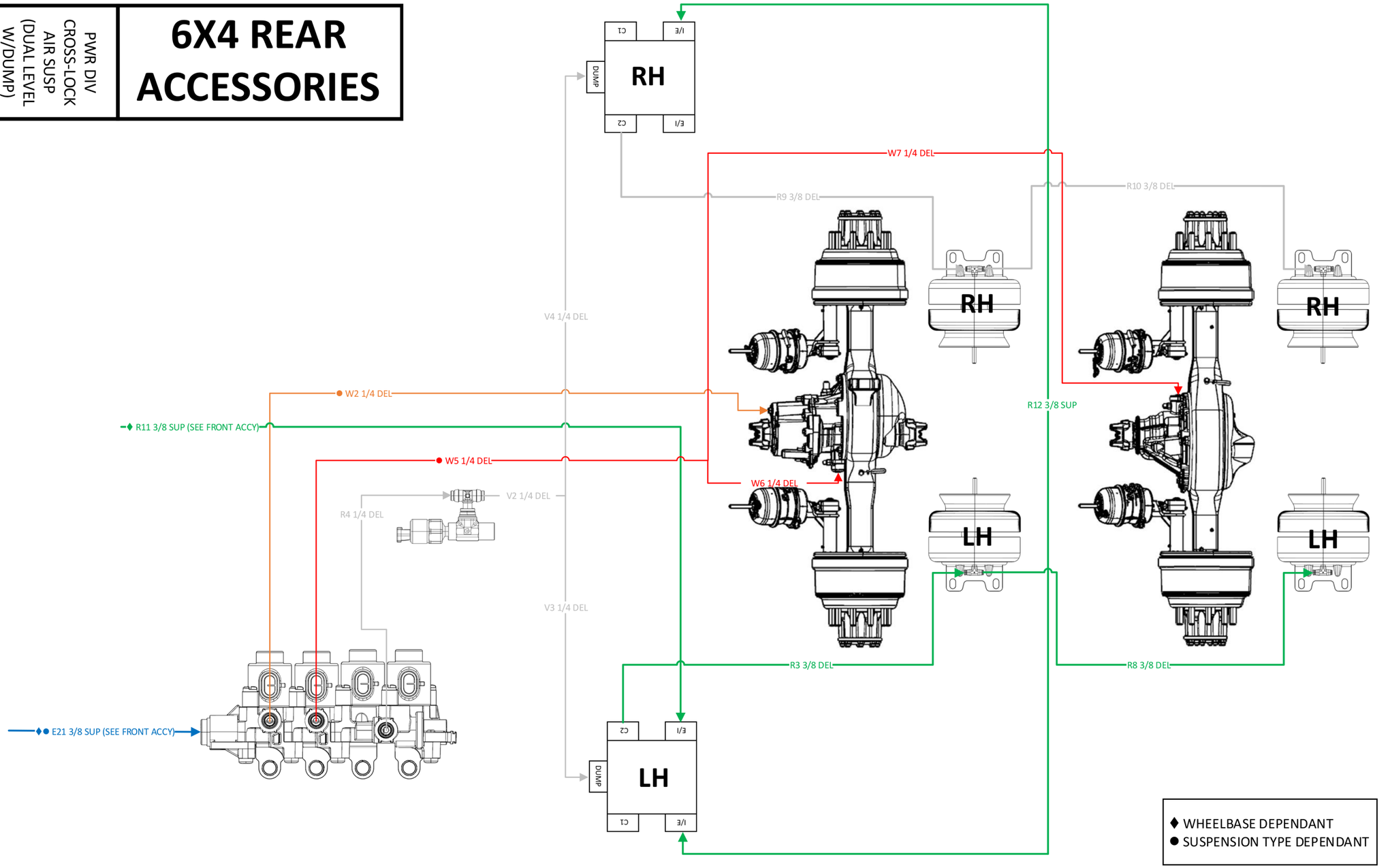

*Schematic line routings are not representative to actual vehicle placement.

4. ELECTRIC WIRING DIAGRAM

The Table of Circuit Name

NO.	CIRCUIT NAME
1	POWER SUPPLY CIRCUIT
2	STARTING CIRCUIT
3	PRE-HEAT CIRCUIT
4	CHARGING CIRCUIT
5	SPARE POWER SUPPLY CIRCUIT & FOG LAMP CIRCUIT
6	LARGE CURRENT CABLE CIRCUIT L SERIES
7	LARGE CURRENT CABLE CIRCUIT XL SERIES
8	GRAND CIRCUIT_1-1
	GRAND CIRCUIT_1-2
9	GRAND CIRCUIT_2
10	METER CIRCUIT_1
11	METER CIRCUIT_2
12	RHEOSTAT CIRCUIT
13	HALOGEN HEAD LAMP & DAY TIME RUNNING LAMP CIRCUIT
14	LED HEAD LAMP & DAY TIME RUNNING LAMP CIRCUIT
15	ROOM LAMP CIRCUIT
16	WORKING LAMP CIRCUIT
17	HEATING MIRROR CIRCUIT & REMOTE CONTROL MIRROR CIRCUIT
18	ELECTRICAL HORN CIRCUIT
19	AIR HORN CIRCUIT
20	CIGARETTE LIGHTER & ACC. SOCKET CIRCUIT
21	POWER WINDOW CIRCUIT
22	AUDIO CIRCUIT
23	BODY CONTROL CIRCUIT_POWER D/L & KEY LESS ENTRY
24	BODY CONTROL CIRCUIT_CAB
25	BODY CONTROL CIRCUIT_CHASSIS
26	MANUAL AIR CONDITIONER CIRCUIT
27	REAR COOLER & REAR HEATER CIRCUIT
28	CUMMINS ENGINE ECU & ECM CIRCUIT
29	AFTERTRATMENT SYSTEM CIRCUIT
30	CUMMINS ENGINE TELEMATICS CIRCUIT
31	COMMON RAIL CIRCUIT_ATM EXHAUST BRAKE
32	COMMON RAIL CIRCUIT_FS CURISE
33	VEHICLE CONTROL ECU CIRCUIT_1
34	VEHICLE CONTROL ECU CIRCUIT_2
35	VEHICLE CONTROL ECU CIRCUIT_3
36	VEHICLE CONTROL ECU CIRCUIT_4 (EXHAUST BRAKE)
37	ABS CIRCUIT_1
38	ABS CIRCUIT_2
39	ABS CIRCUIT_3 (HYDRAULIC BRAKE Ver. E)
40	HYDRAULIC BRAKE SYSTEM CIRCUIT
41	CMS, ACC & LDW CIRCUIT
42	TPMS CIRCUIT
43	ALLISON 2200/2500 TRANS BASIC CIRCUIT
44	ALLISON 3000/3500 TRANS BASIC CIRCUIT
45	DIAGNOSIS CIRCUIT
46	DIAG' CONNECTOR CIRCUIT
47	DIFF LOCK CONTROL CIRCUIT
48	AIR DRIER CIRCUIT
49	AIR SUS DUMP CIRCUIT
50	VEHICLE CAN CIRCUIT
51	TELEMATICS CIRCUIT
52	SLIDE COUPLER LOCK CIRCUIT
53	FUEL FILTER SYSTEM CIRCUIT

[NOTE] 1) There are all the specifications included options.
2) When you use these electrical diagrams, please understand the vehicle specifications.

1. POWER SUPPLY CIRCUIT

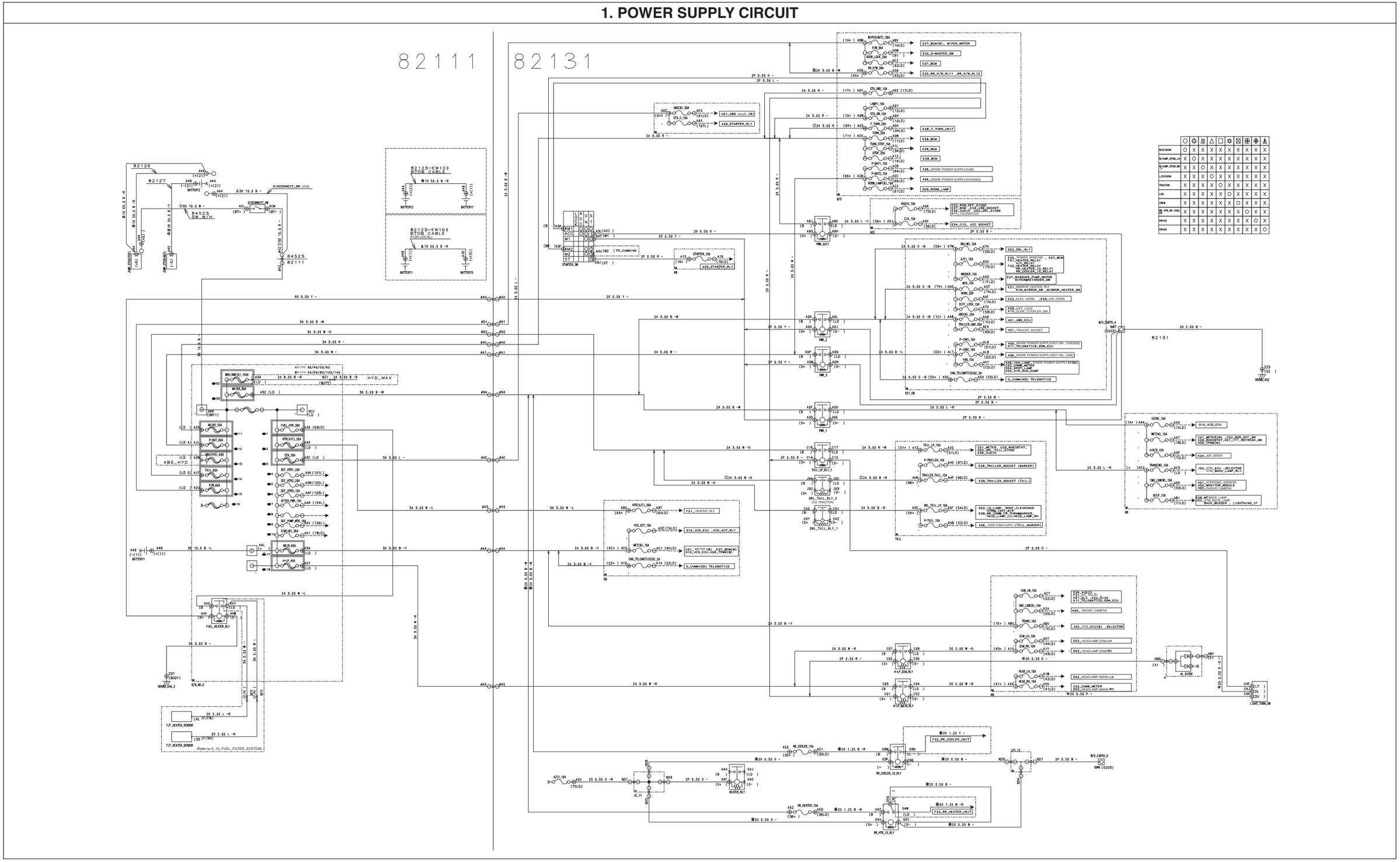

2. STARTING CIRCUIT

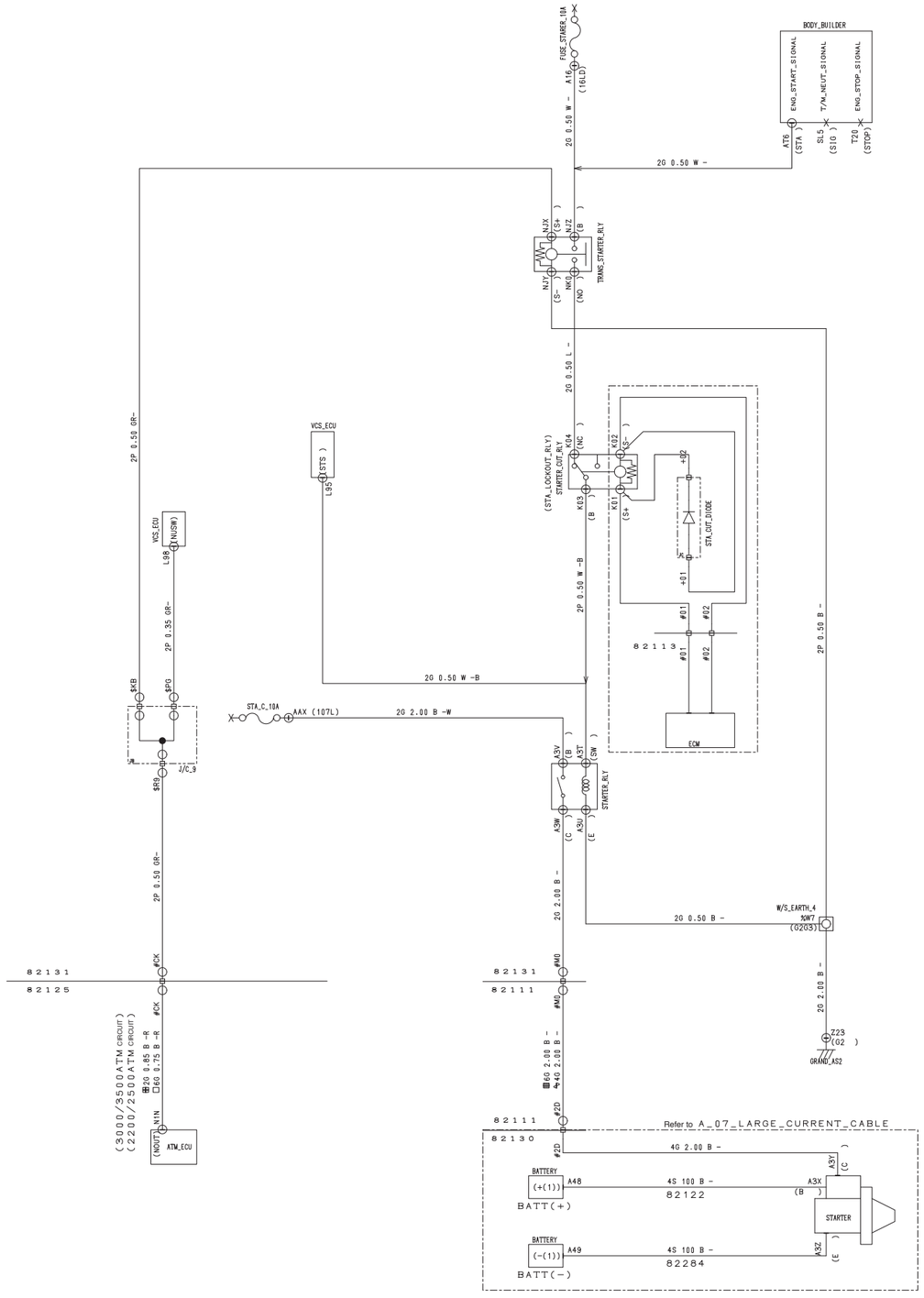

L SERIES	○	×	×	×
XL SERIES	×	○	×	×
XL SERIES	×	×	○	×
L SERIES	×	×	×	○

3. PRE-HEAT CIRCUIT

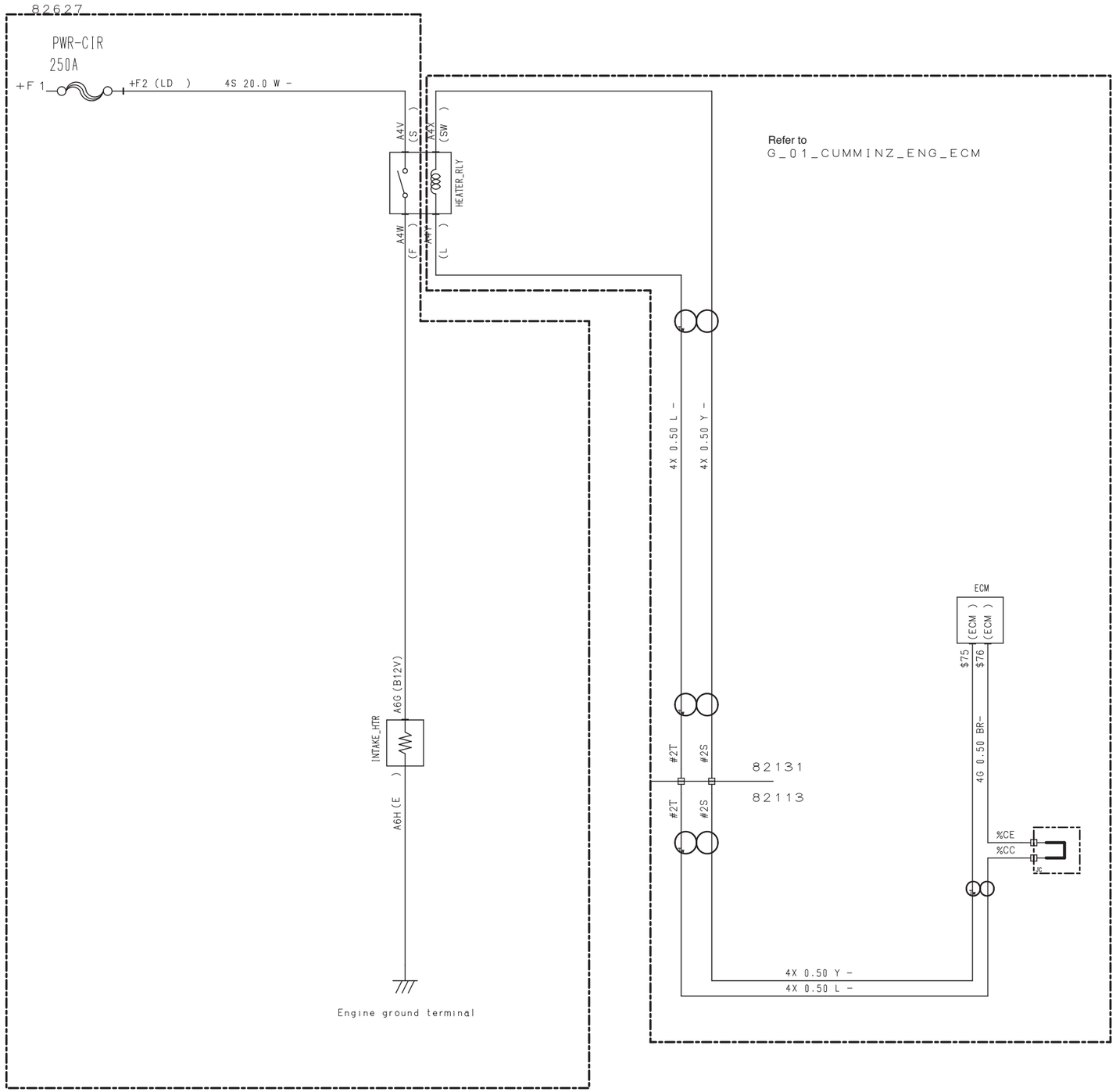

4. CHARGING CIRCUIT

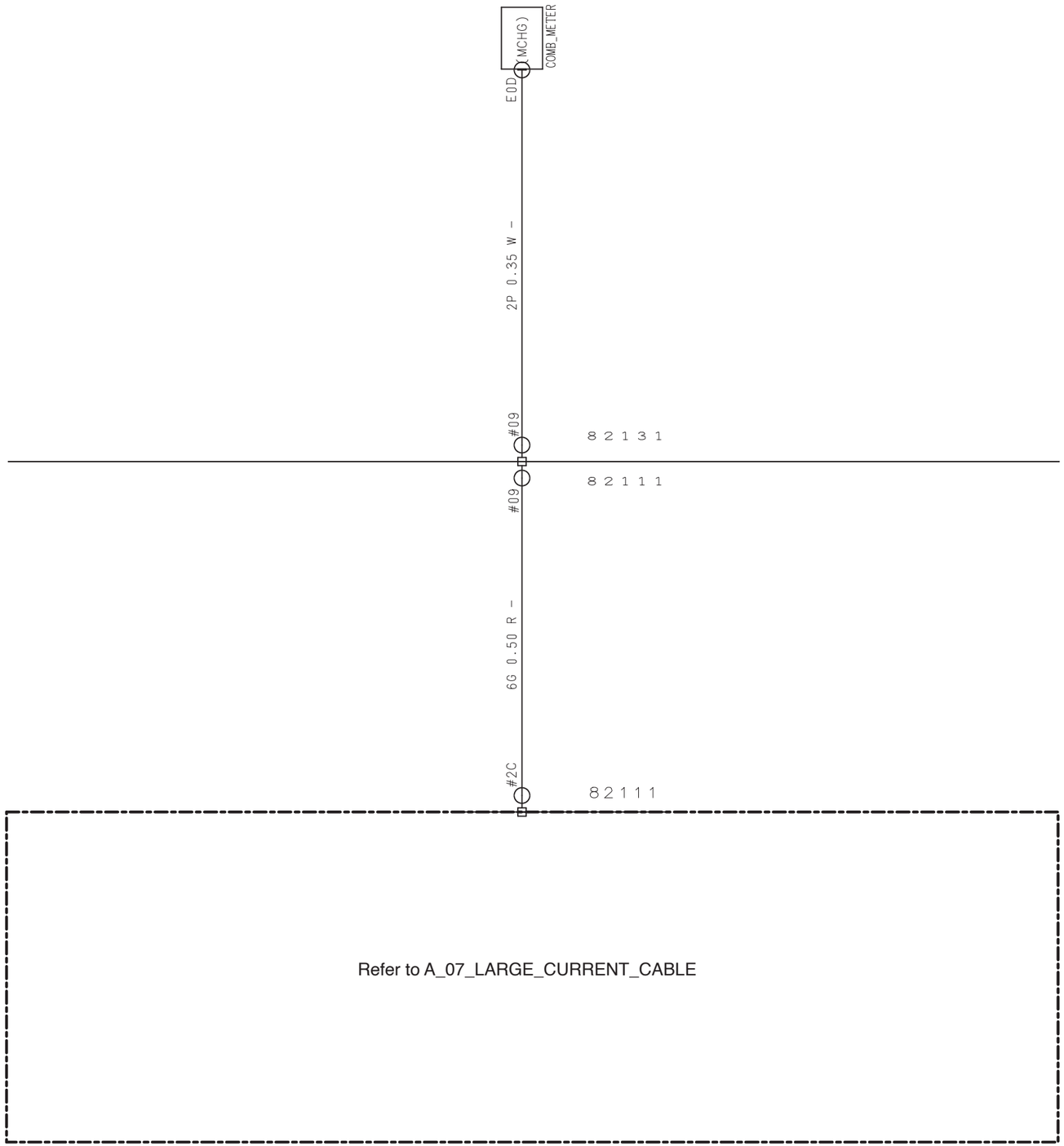

5. SPARE POWER SUPPLY CIRCUIT & FOG LAMP CIRCUIT

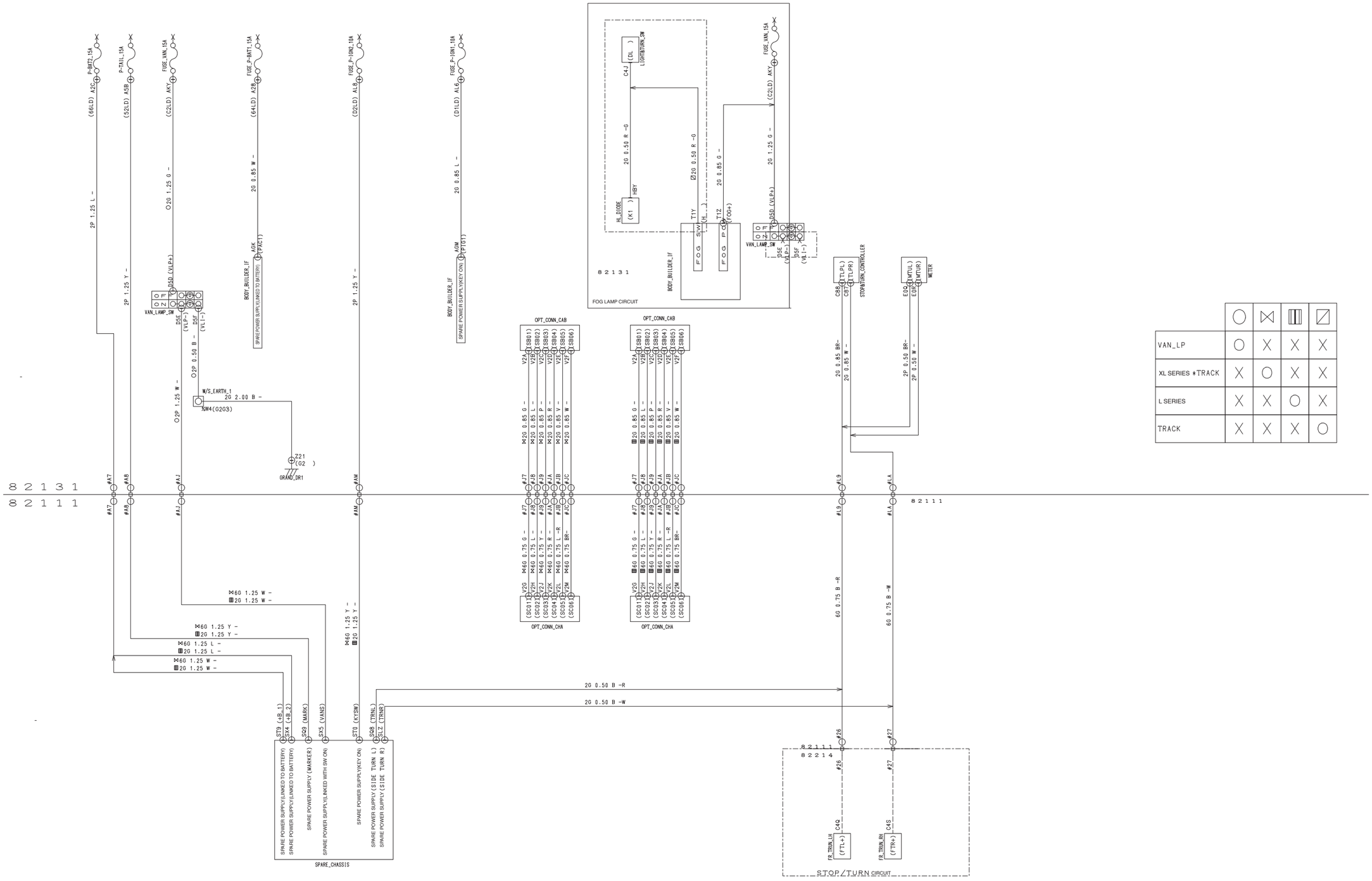

	○	⋈	▥	◪
VAN_LP	○	X	X	X
XL SERIES *TRACK	X	○	X	X
L SERIES	X	X	○	X
TRACK	X	X	X	○

6. LARGE CURRENT CABLE CIRCUIT L SERIES

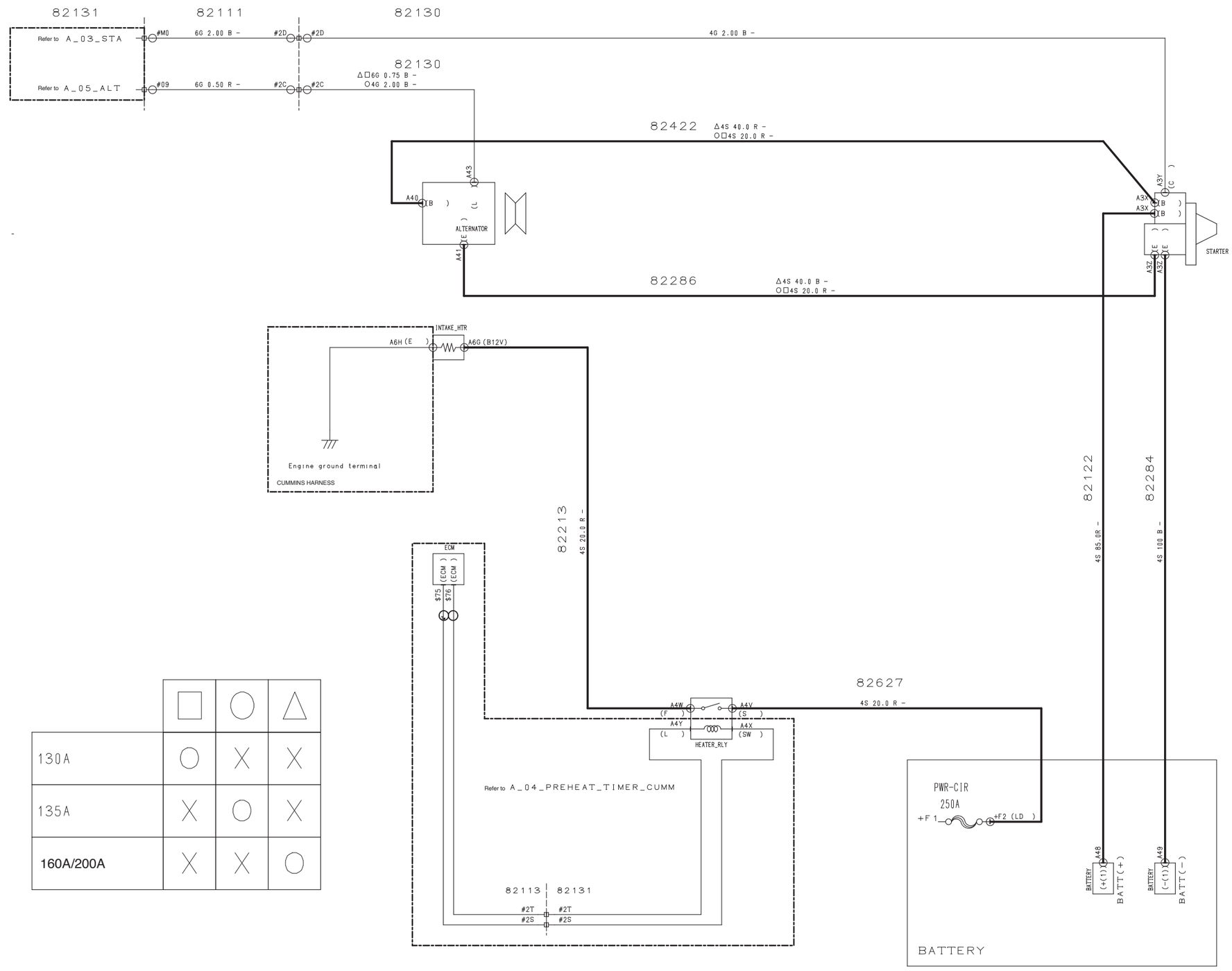

	□	○	△
130A	○	X	X
135A	X	○	X
160A/200A	X	X	○

7. LARGE CURRENT CABLE CIRCUIT XL SERIES

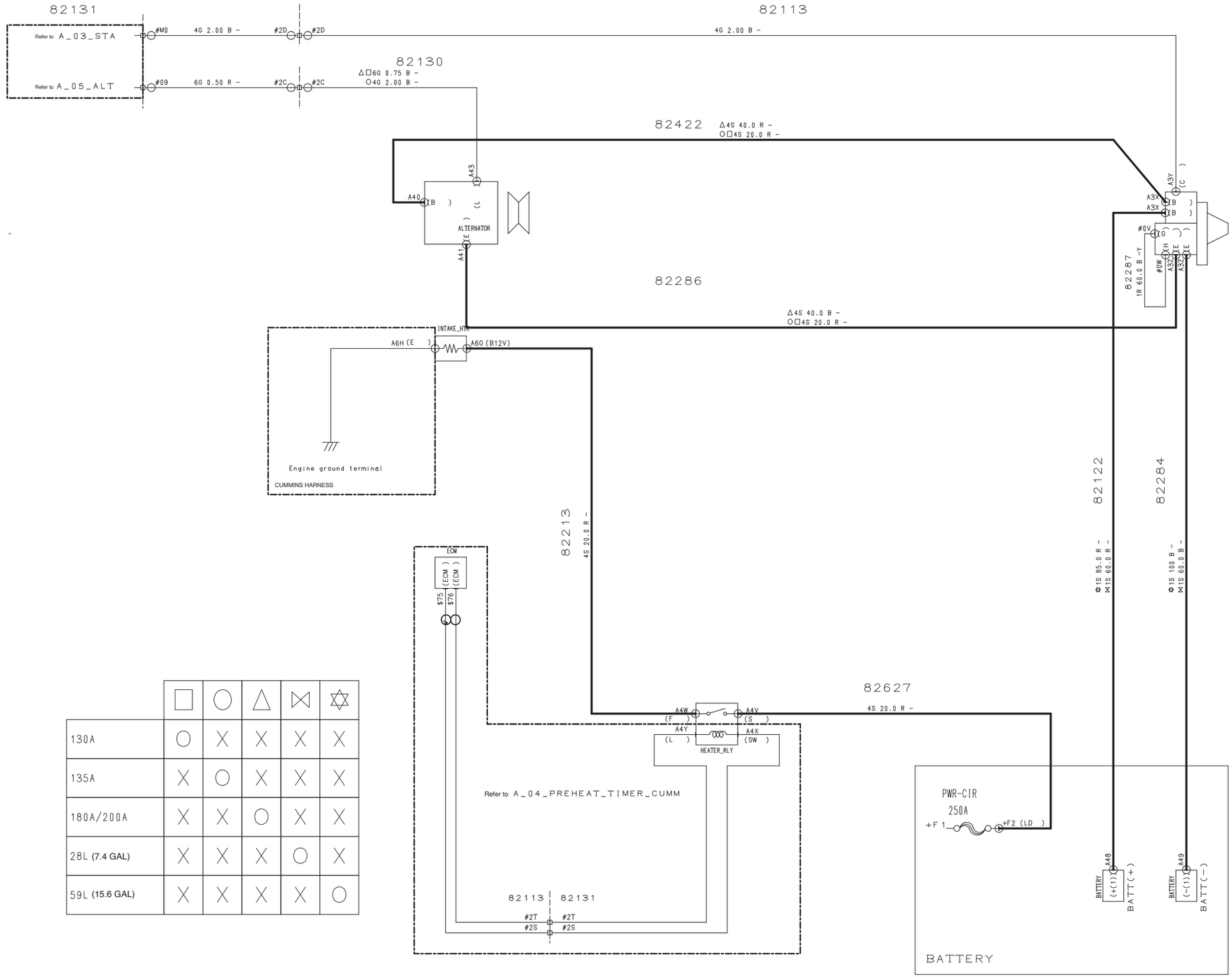

	□	○	△	⋈	✡
130A	○	X	X	X	X
135A	X	○	X	X	X
180A/200A	X	X	○	X	X
28L (7.4 GAL)	X	X	X	○	X
59L (15.6 GAL)	X	X	X	X	○

8. GRAND CIRCUIT_1-1

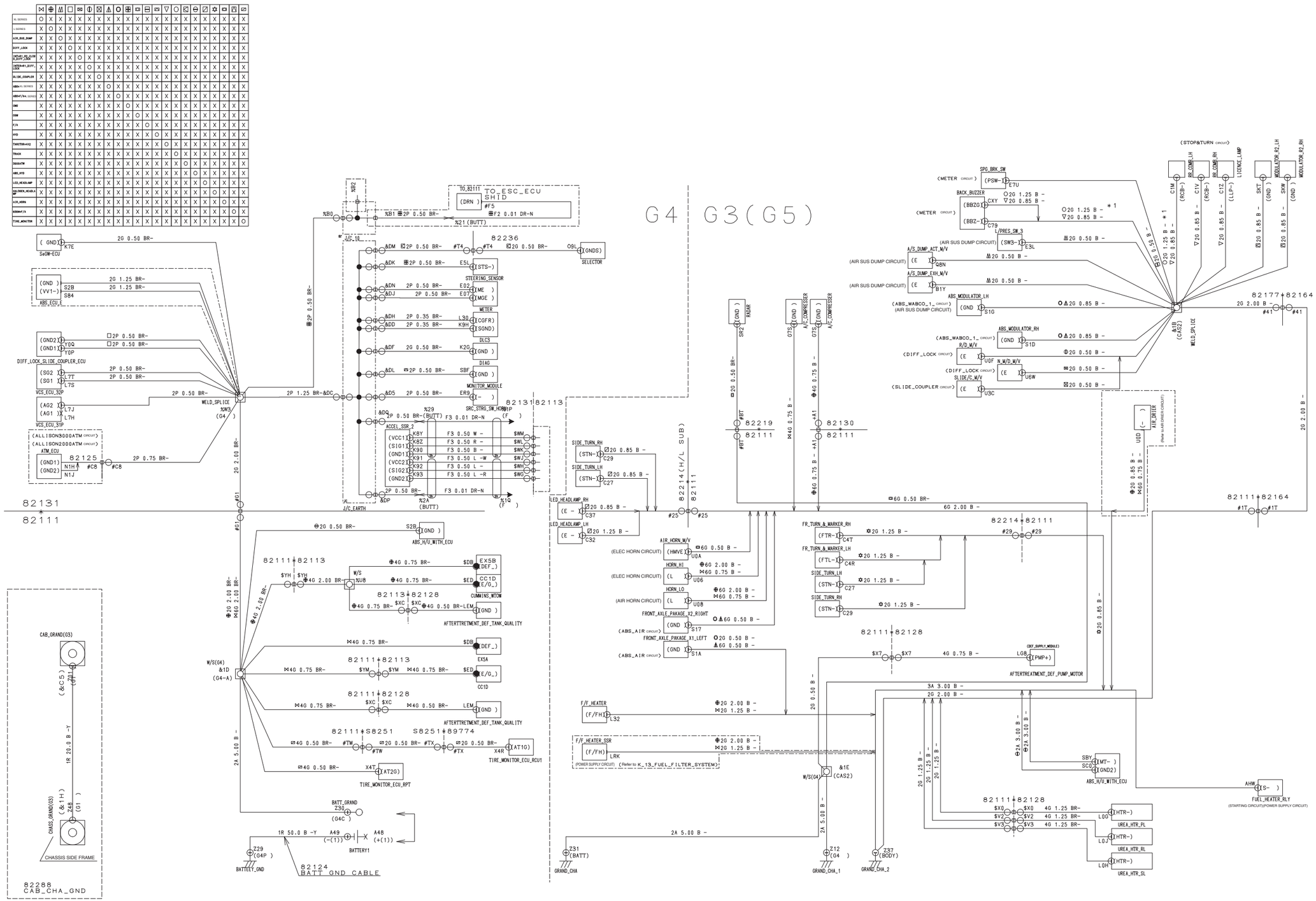

8. GRAND CIRCUIT_1-2

XL SERIES (2, 3BATT)

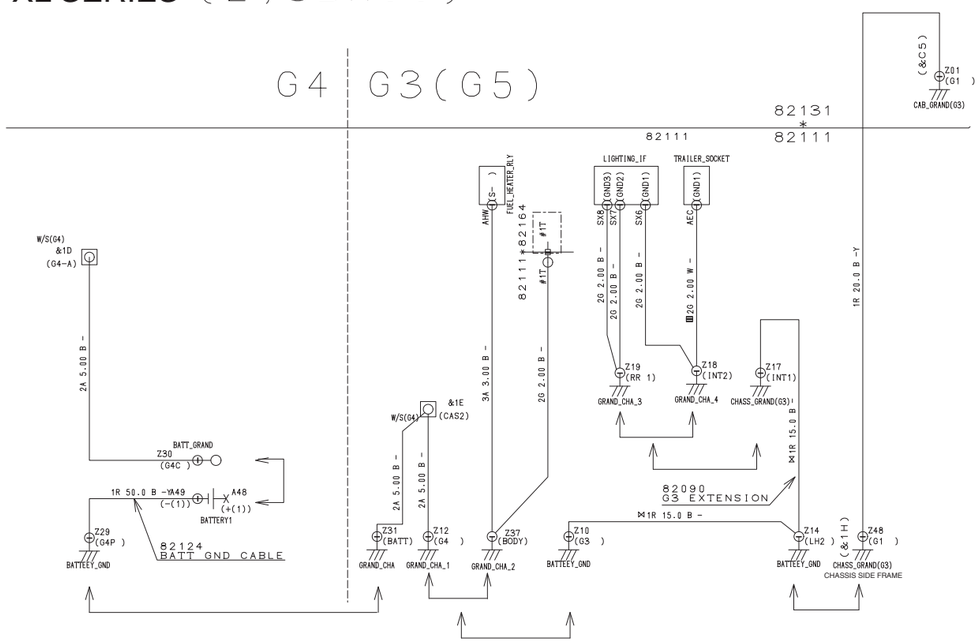

XL SERIES (4BATT)

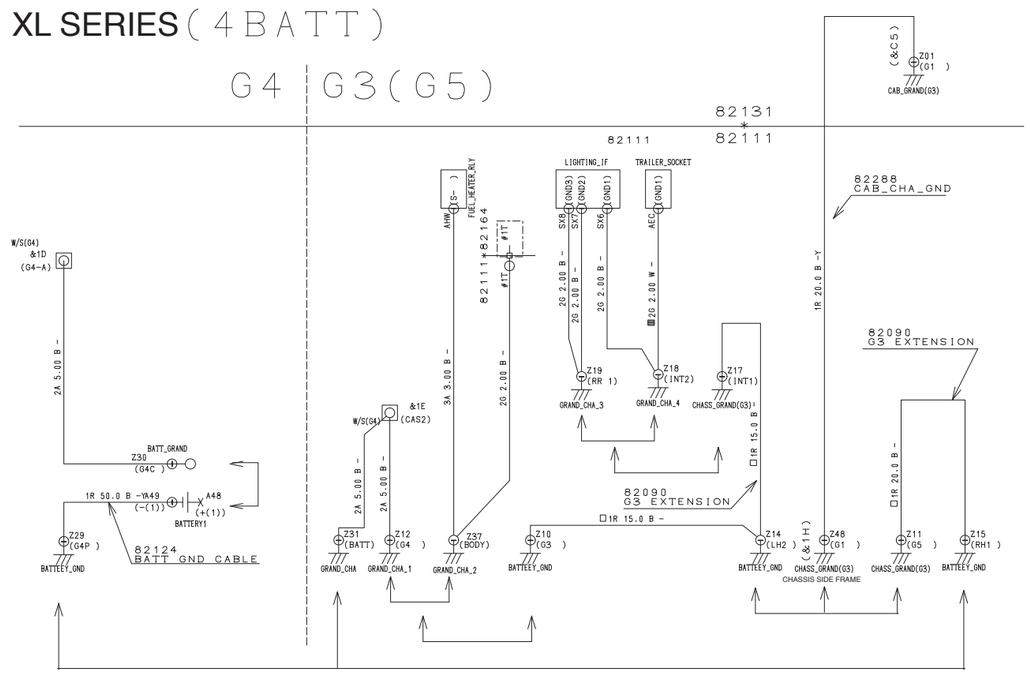

L SERIES

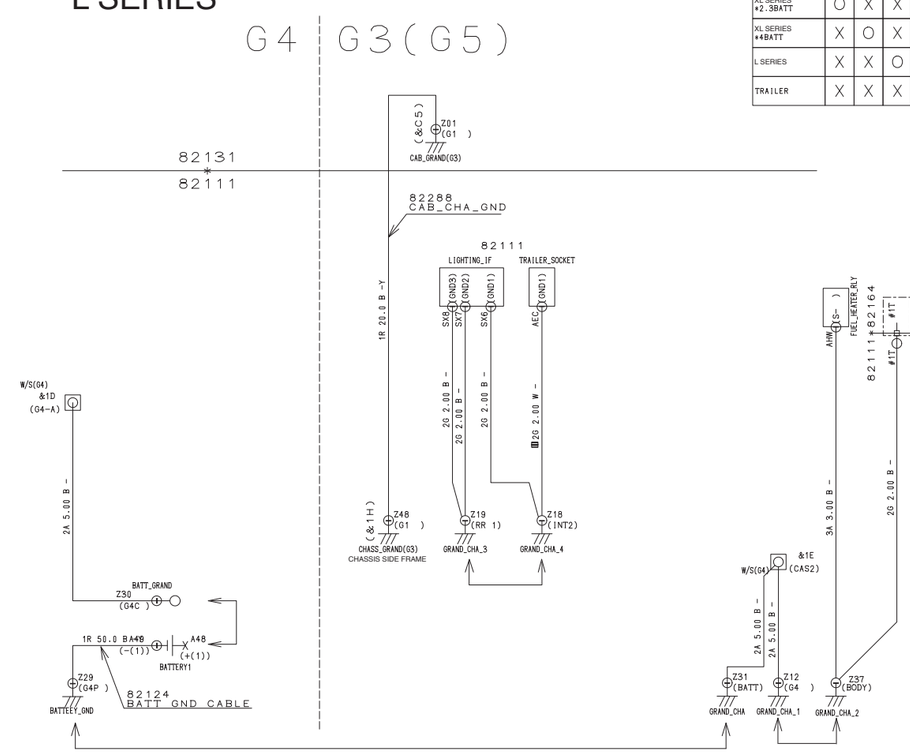

	⋈	□	⊕	▥
XL SERIES *2.3BATT	○	X	X	X
XL SERIES *4BATT	X	○	X	X
L SERIES	X	X	○	X
TRAILER	X	X	X	○

9. GRAND CIRCUIT_2

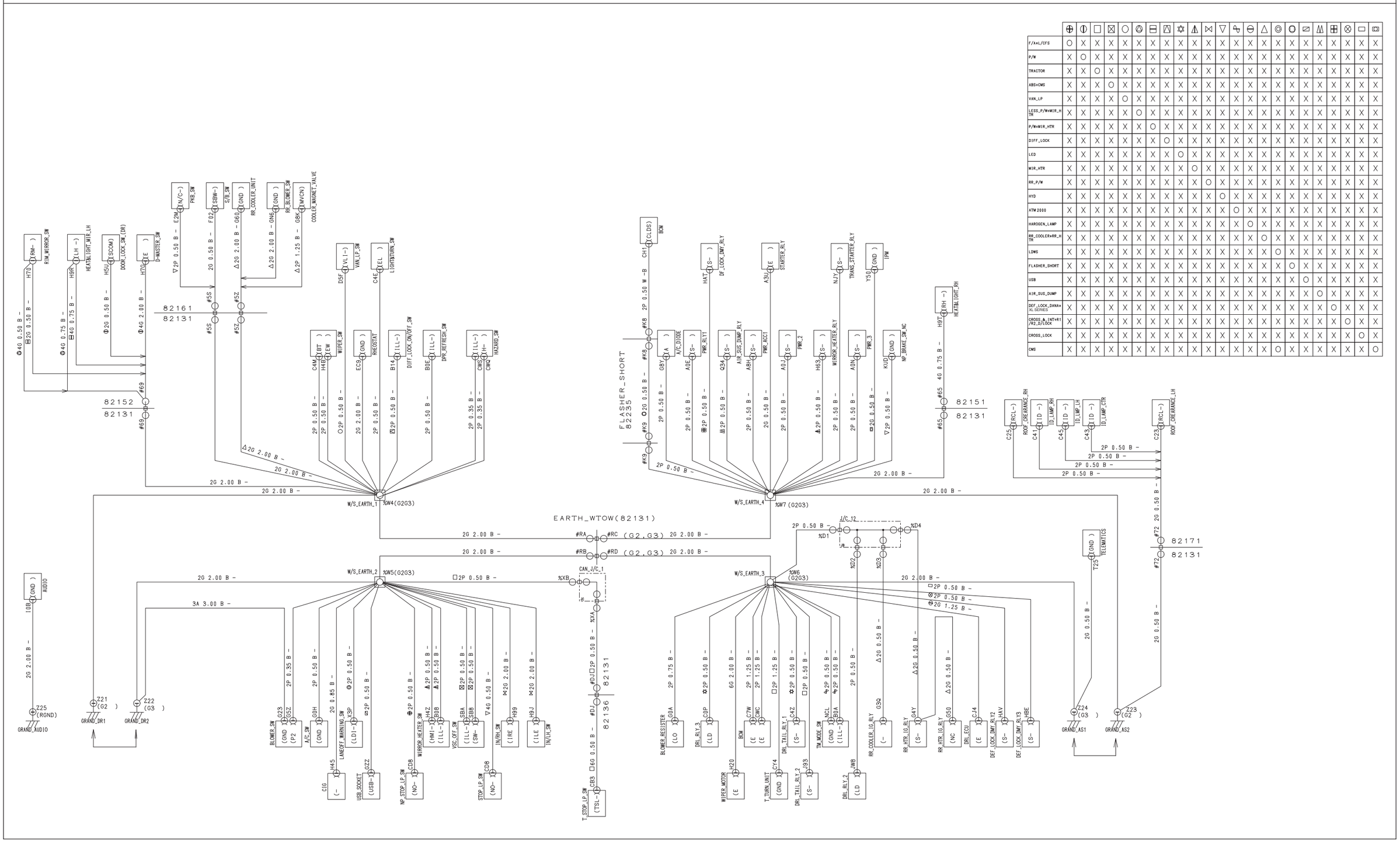

10. METER CIRCUIT_1

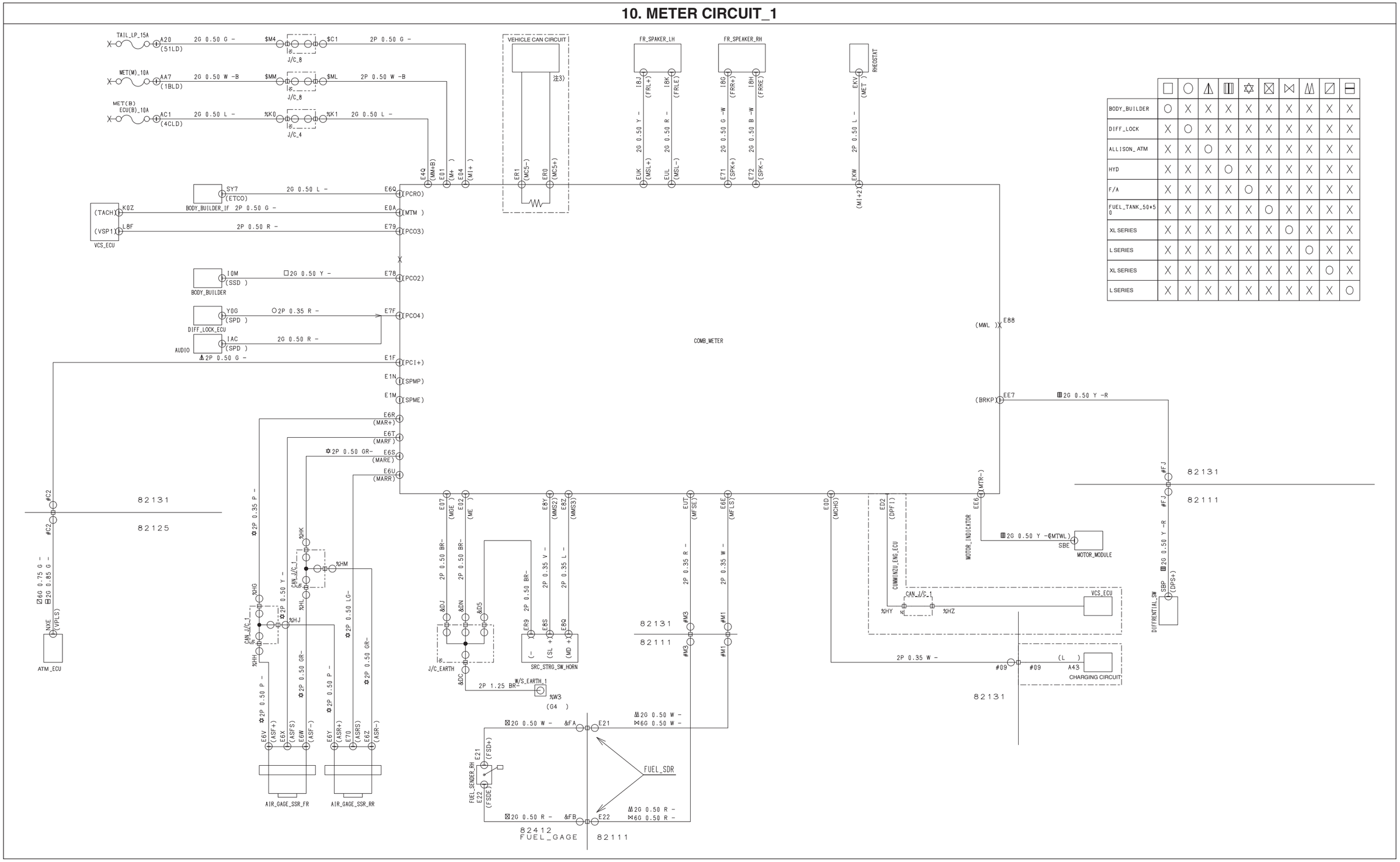

	□	○	△	▥	✡	⊠	⋈	⧋	⧄	⊟
BODY_BUILDER	○	X	X	X	X	X	X	X	X	X
DIFF_LOCK	X	○	X	X	X	X	X	X	X	X
ALLISON_ATM	X	X	○	X	X	X	X	X	X	X
HYD	X	X	X	○	X	X	X	X	X	X
F/A	X	X	X	X	○	X	X	X	X	X
FUEL_TANK_50*50	X	X	X	X	X	○	X	X	X	X
XL SERIES	X	X	X	X	X	X	○	X	X	X
L SERIES	X	X	X	X	X	X	X	○	X	X
XL SERIES	X	X	X	X	X	X	X	X	○	X
L SERIES	X	X	X	X	X	X	X	X	X	○

11. METER CIRCUIT_2

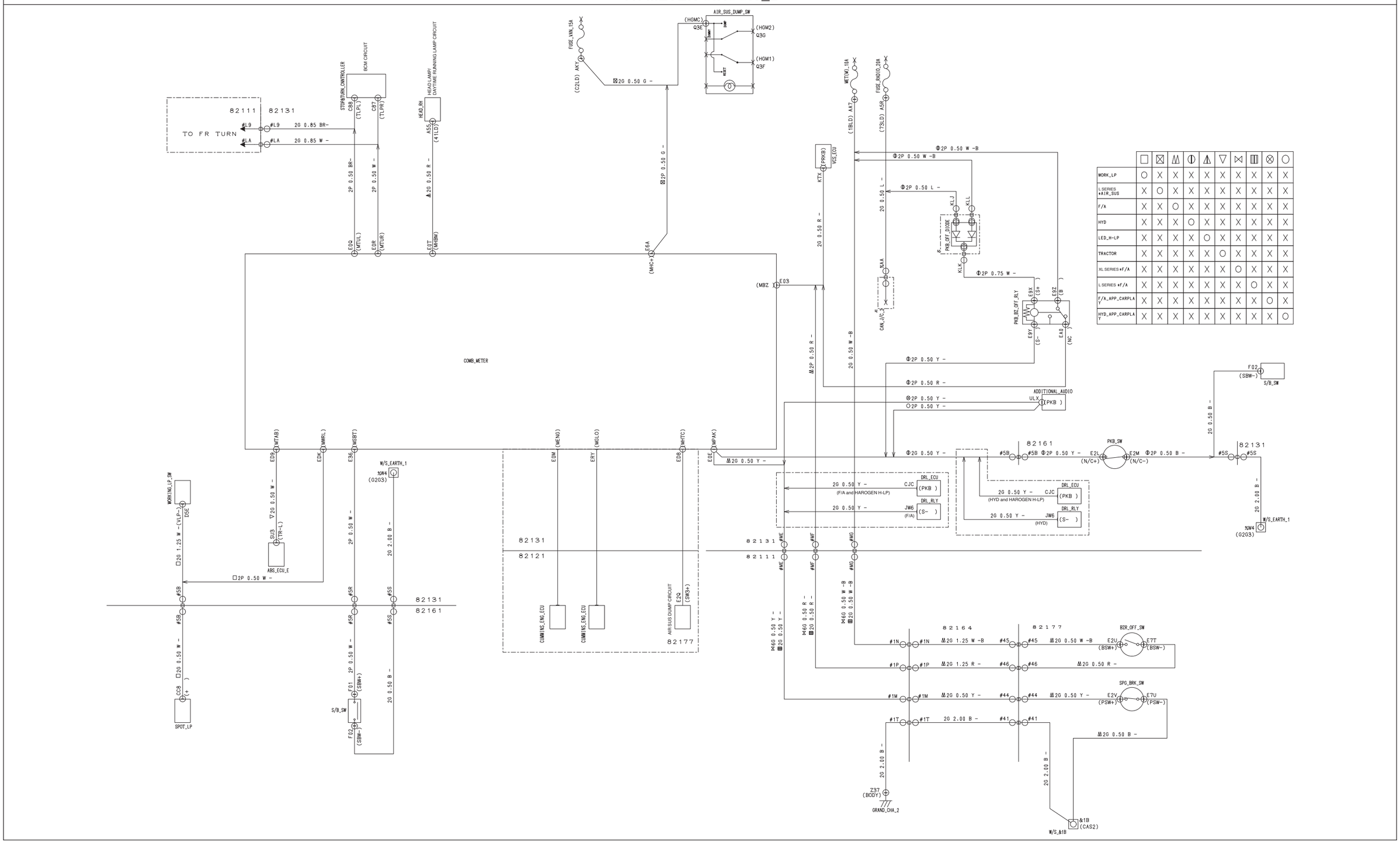

	□	⊠	⩚	⦶	⩚	▽	⋈	▥	⊗	○
WORK_LP	○	X	X	X	X	X	X	X	X	X
L SERIES *AIR_SUS	X	○	X	X	X	X	X	X	X	X
F/A	X	X	○	X	X	X	X	X	X	X
HYD	X	X	X	○	X	X	X	X	X	X
LED_H-LP	X	X	X	X	○	X	X	X	X	X
TRACTOR	X	X	X	X	X	○	X	X	X	X
XL SERIES *F/A	X	X	X	X	X	X	○	X	X	X
L SERIES *F/A	X	X	X	X	X	X	X	○	X	X
F/A_APP_CARPLAY	X	X	X	X	X	X	X	X	○	X
HYD_APP_CARPLAY	X	X	X	X	X	X	X	X	X	○

12. RHEOSTAT CIRCUIT

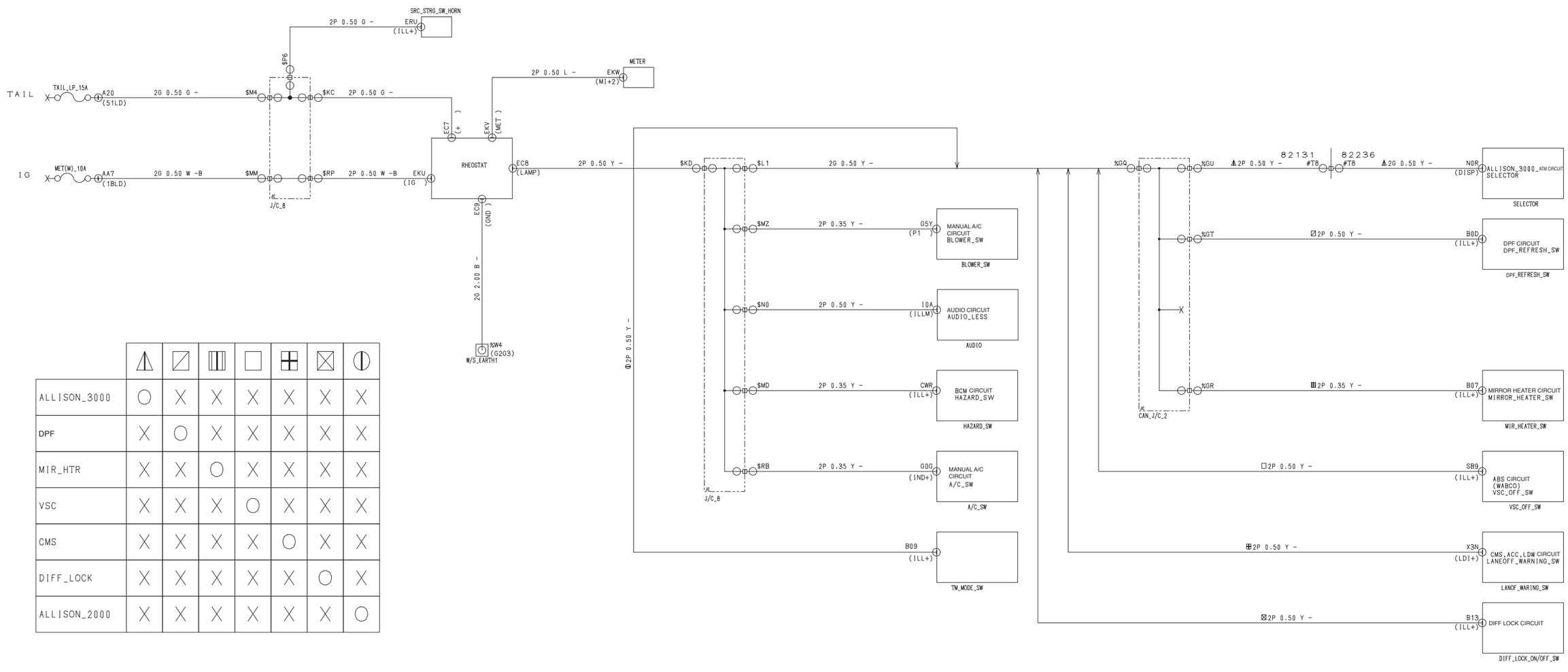

	△	⊘	▥	□	⊞	⊠	◐
ALLISON_3000	○	X	X	X	X	X	X
DPF	X	○	X	X	X	X	X
MIR_HTR	X	X	○	X	X	X	X
VSC	X	X	X	○	X	X	X
CMS	X	X	X	X	○	X	X
DIFF_LOCK	X	X	X	X	X	○	X
ALLISON_2000	X	X	X	X	X	X	○

13. HALOGEN HEAD LAMP & DAY TIME RUNNING LAMP CIRCUIT

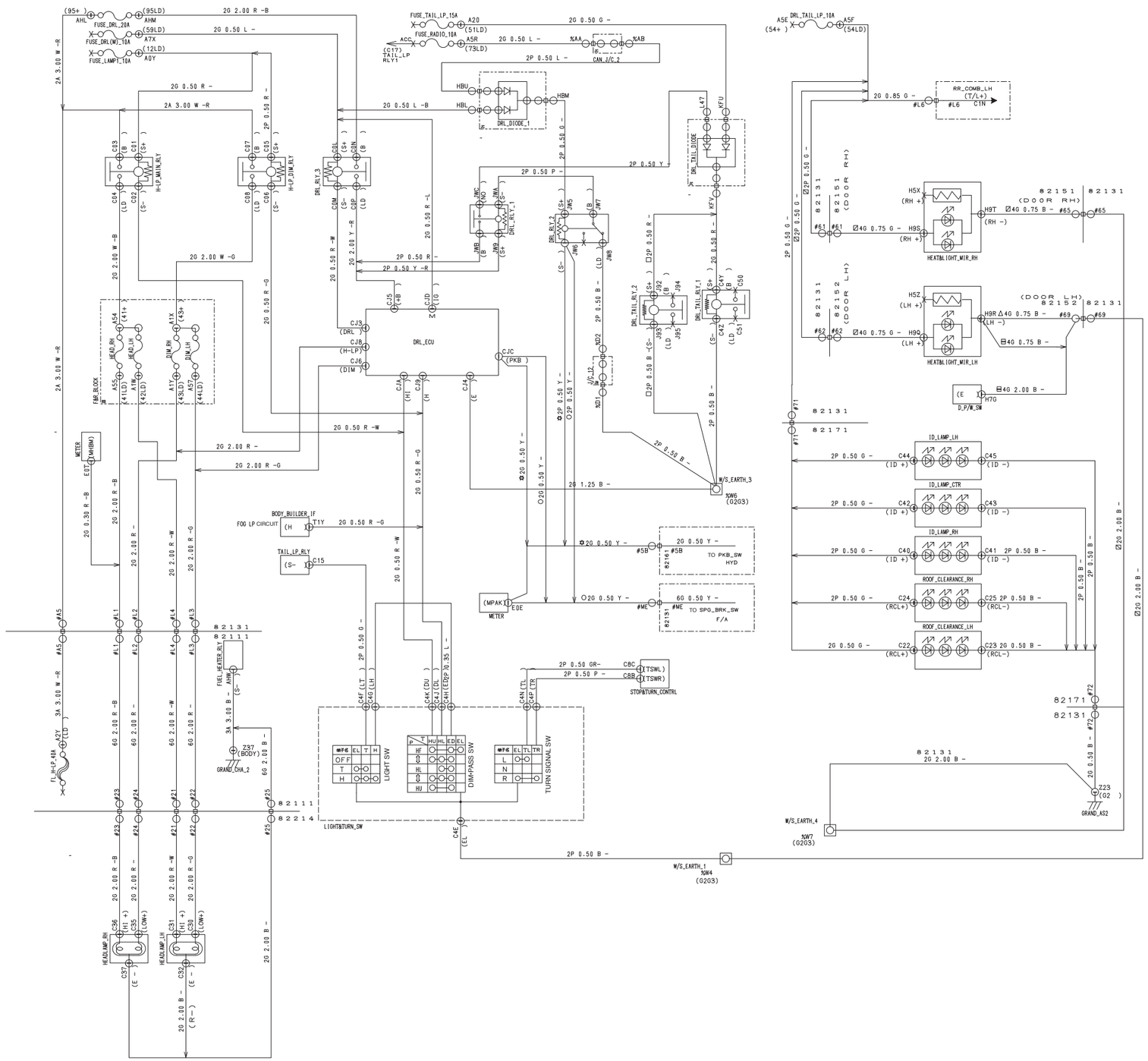

	⊟	△	○	✡	□	⊠
P/W	○	X	X	X	X	X
L/P/W	X	○	X	X	X	X
F/A	X	X	○	X	X	X
HYD	X	X	X	○	X	X
TRACTOR	X	X	X	X	○	X
W/RIM_HTR	X	X	X	X	X	○

THE CONDITION OF LIGHTING FOR HEAD LAMP, DRL AND TAIL LAMP

IG SW	LIGHT SW	DIM SW	LO	HI	DAYLIGHT	TAIL
OFF	OFF	LO	OFF	OFF	OFF	OFF
		HI	OFF	OFF	OFF	OFF
		PASS	OFF	OFF	OFF	OFF
	TAIL	LO	OFF	OFF	OFF	OFF
		HI	OFF	OFF	OFF	OFF
		PASS	OFF	OFF	OFF	OFF
	HEADLAMP	LO	OFF	OFF	OFF	OFF
		HI	OFF	OFF	OFF	OFF
		PASS	OFF	OFF	OFF	OFF
ON	OFF	LO	OFF	OFF	ON	OFF
		HI	OFF	OFF	ON	OFF
		PASS	OFF	OFF	ON	OFF
	TAIL	LO	OFF	OFF	OFF	ON
		HI	OFF	OFF	OFF	ON
		PASS	OFF	ON	OFF	ON
	HEADLAMP	LO	ON	OFF	OFF	ON
		HI	OFF	ON	OFF	ON
		PASS	OFF	ON	OFF	ON

14. LED HEAD LAMP & DAY TIME RUNNING LAMP CIRCUIT

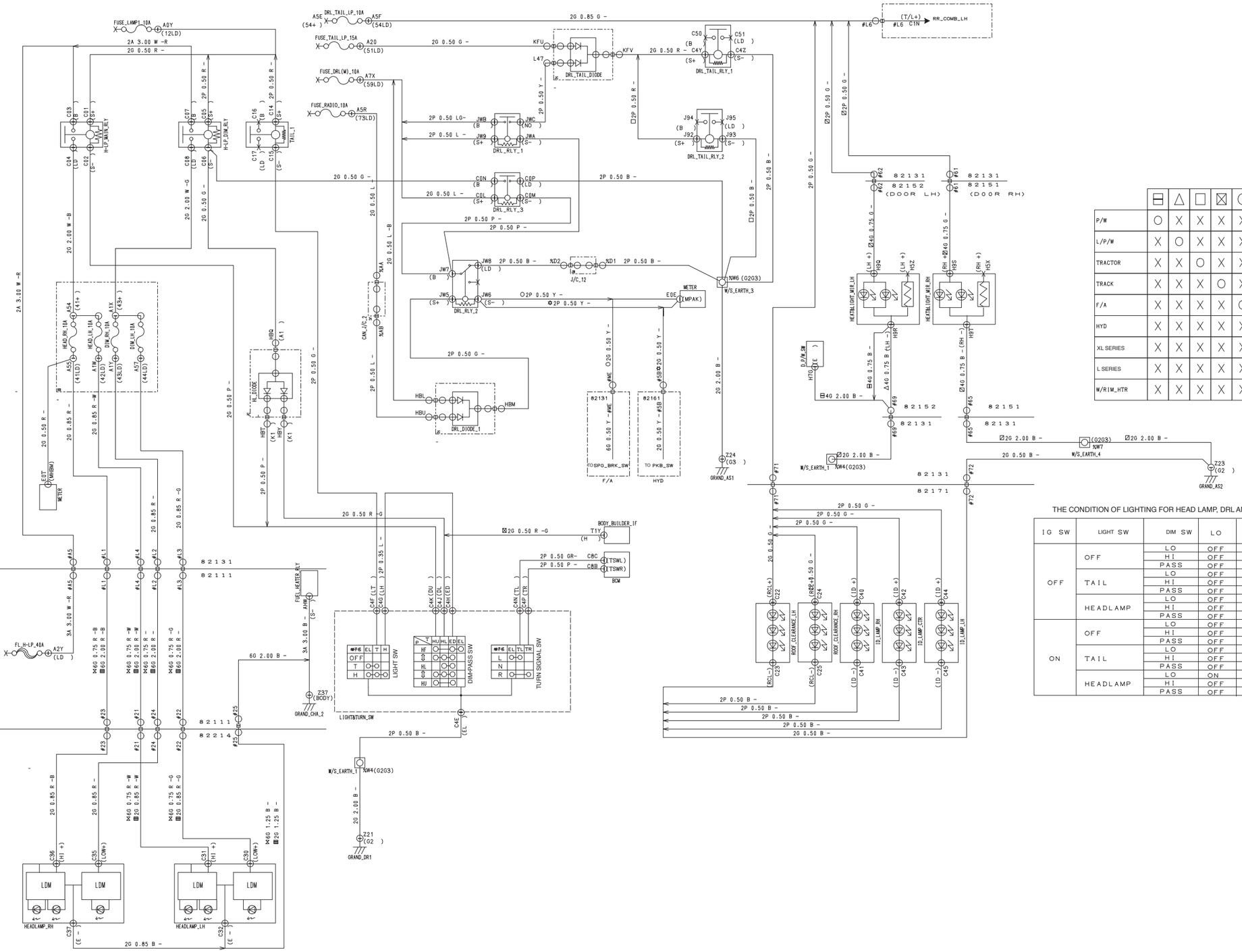

P/W	○	X	X	X	X	X	X	X	X
L/P/W	X	○	X	X	X	X	X	X	X
TRACTOR	X	X	○	X	X	X	X	X	X
TRACK	X	X	X	○	X	X	X	X	X
F/A	X	X	X	X	○	X	X	X	X
HYD	X	X	X	X	X	○	X	X	X
XL SERIES	X	X	X	X	X	X	○	X	X
L SERIES	X	X	X	X	X	X	X	○	X
W/RIM_HTR	X	X	X	X	X	X	X	X	○

THE CONDITION OF LIGHTING FOR HEAD LAMP, DRL AND TAIL LAMP

IG SW	LIGHT SW	DIM SW	LO	HI	DAYLIGHT	TAIL
OFF	OFF	LO	OFF	OFF	OFF	OFF
		HI	OFF	OFF	OFF	OFF
		PASS	OFF	OFF	OFF	OFF
	TAIL	LO	OFF	OFF	OFF	OFF
		HI	OFF	OFF	OFF	OFF
		PASS	OFF	OFF	OFF	OFF
	HEADLAMP	LO	OFF	OFF	OFF	OFF
		HI	OFF	OFF	OFF	OFF
		PASS	OFF	OFF	OFF	OFF
ON	OFF	LO	OFF	OFF	ON	OFF
		HI	OFF	OFF	ON	OFF
		PASS	OFF	ON	ON	OFF
	TAIL	LO	OFF	OFF	OFF	ON
		HI	OFF	OFF	OFF	ON
		PASS	OFF	ON	OFF	ON
	HEADLAMP	LO	ON	OFF	OFF	ON
		HI	OFF	ON	OFF	ON
		PASS	OFF	ON	OFF	ON

15. ROOM LAMP CIRCUIT

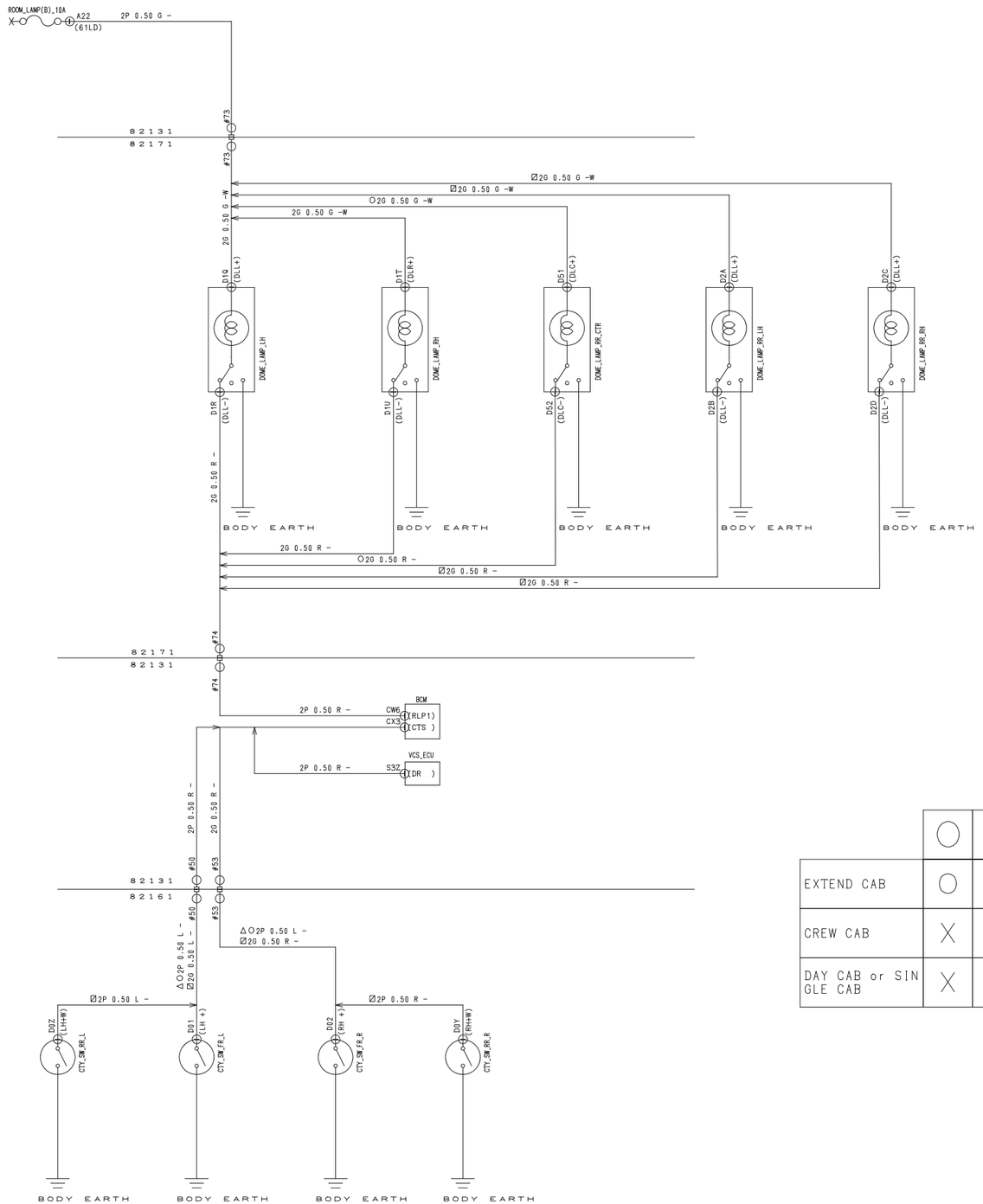

	○	⧄	△
EXTEND CAB	○	X	X
CREW CAB	X	○	X
DAY CAB or SINGLE CAB	X	X	○

16. WORKING LAMP CIRCUIT

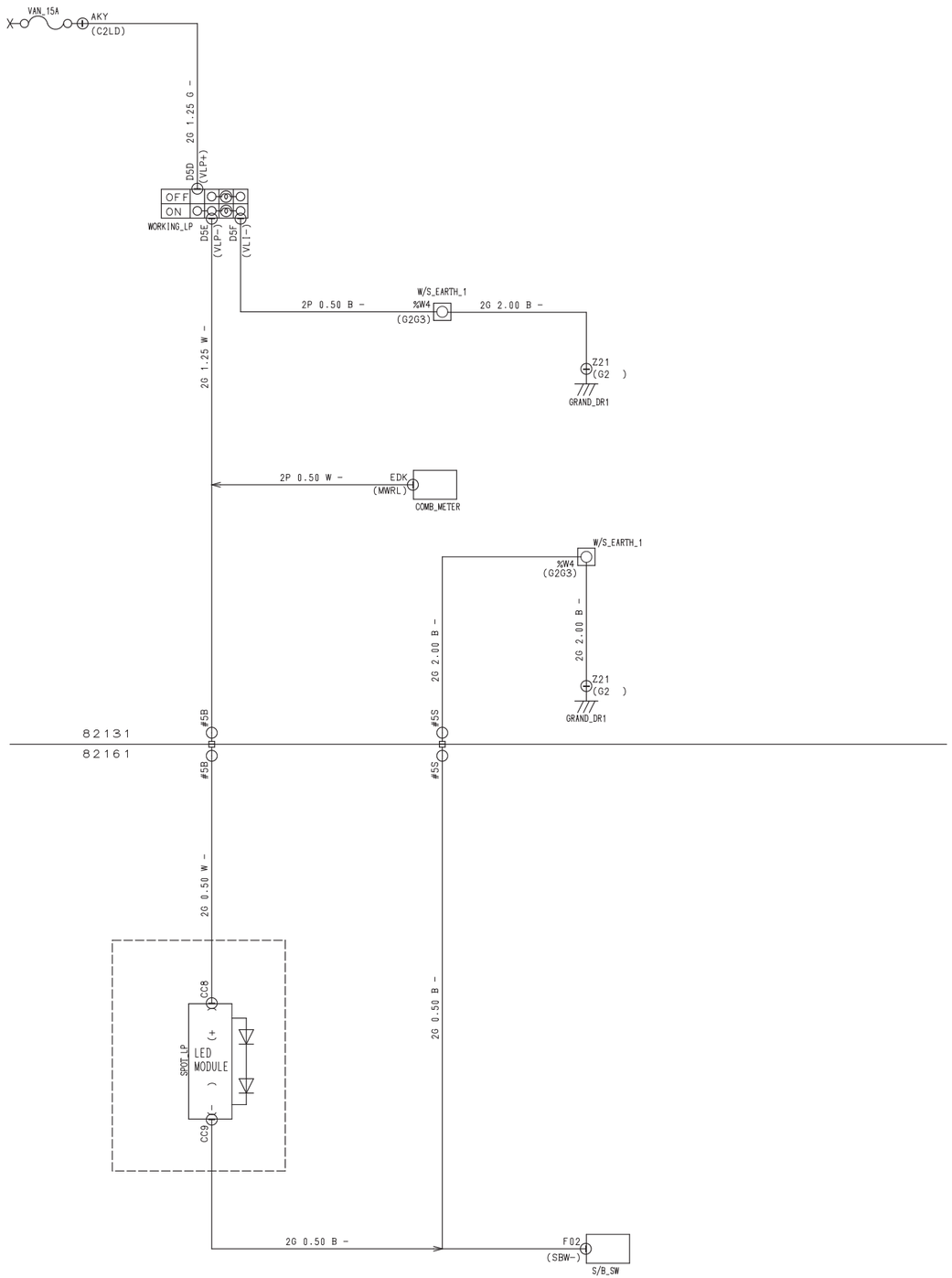

17. HEATING MIRROR CIRCUIT & REMOTE CONTROL MIRROR CIRCUIT

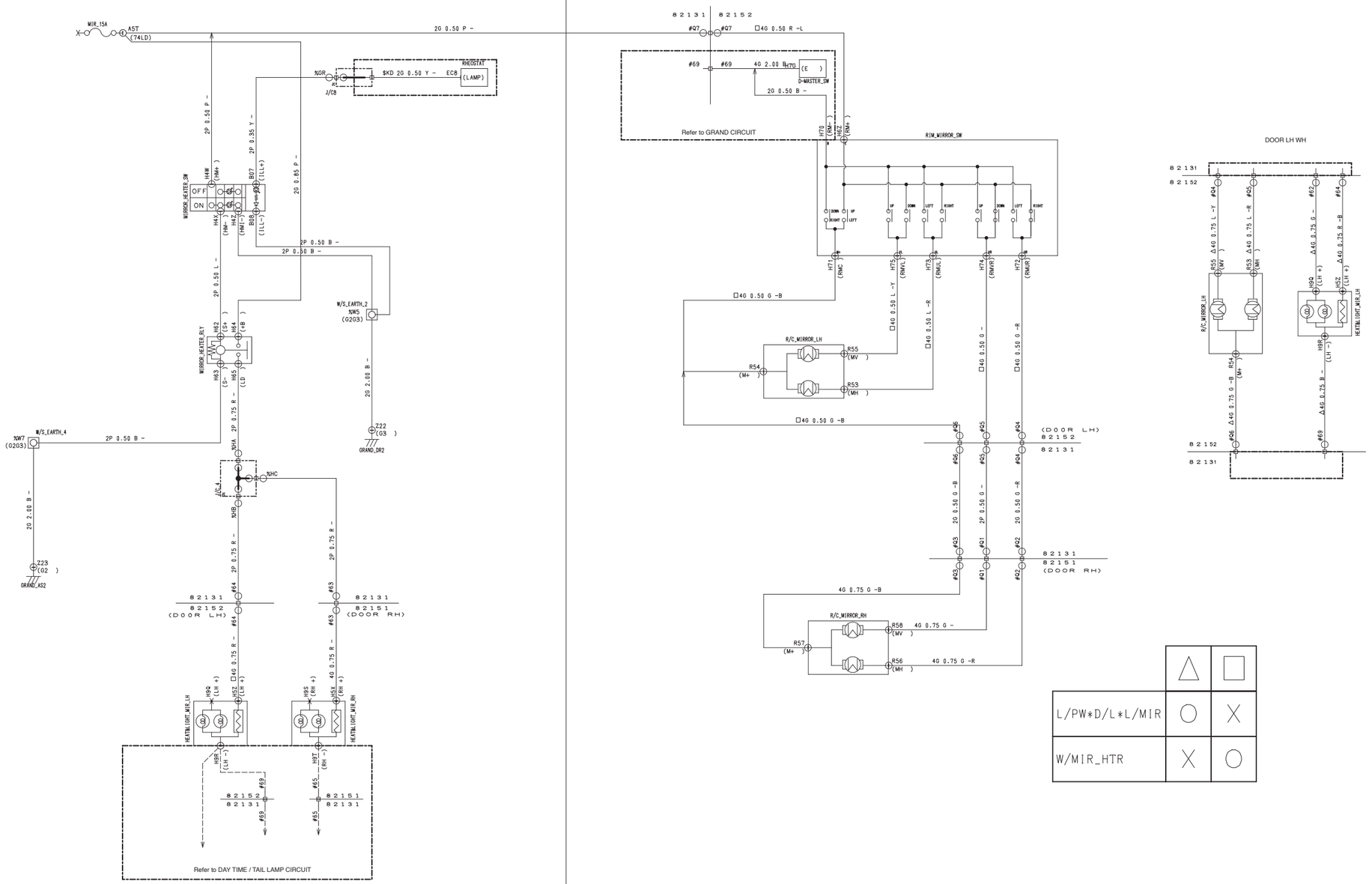

	△	□
L/PW*D/L*L/MIR	○	×
W/MIR_HTR	×	○

18. ELECTRICAL HORN CIRCUIT

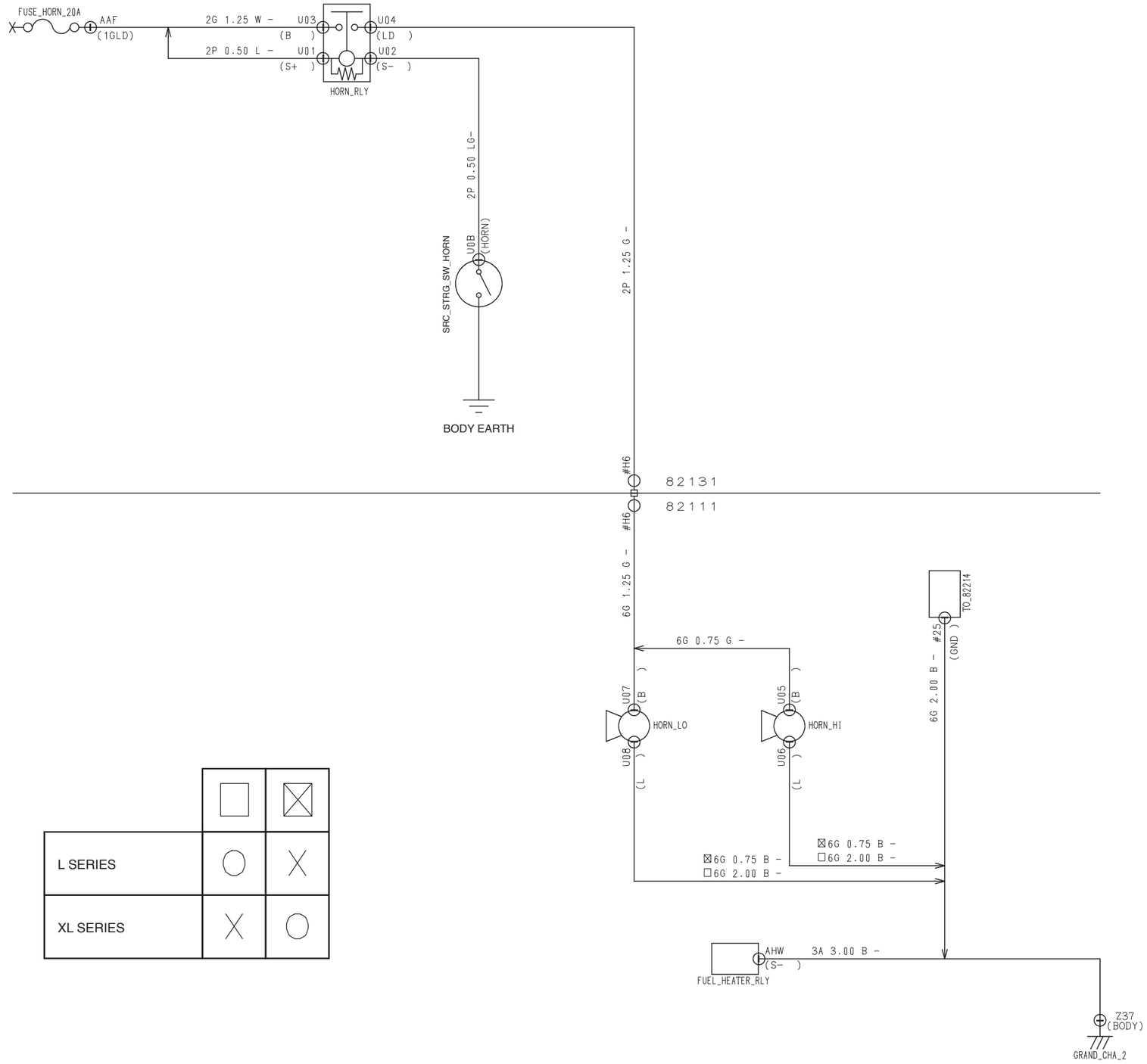

	☐	☒
L SERIES	○	X
XL SERIES	X	○

19. AIR HORN CIRCUIT

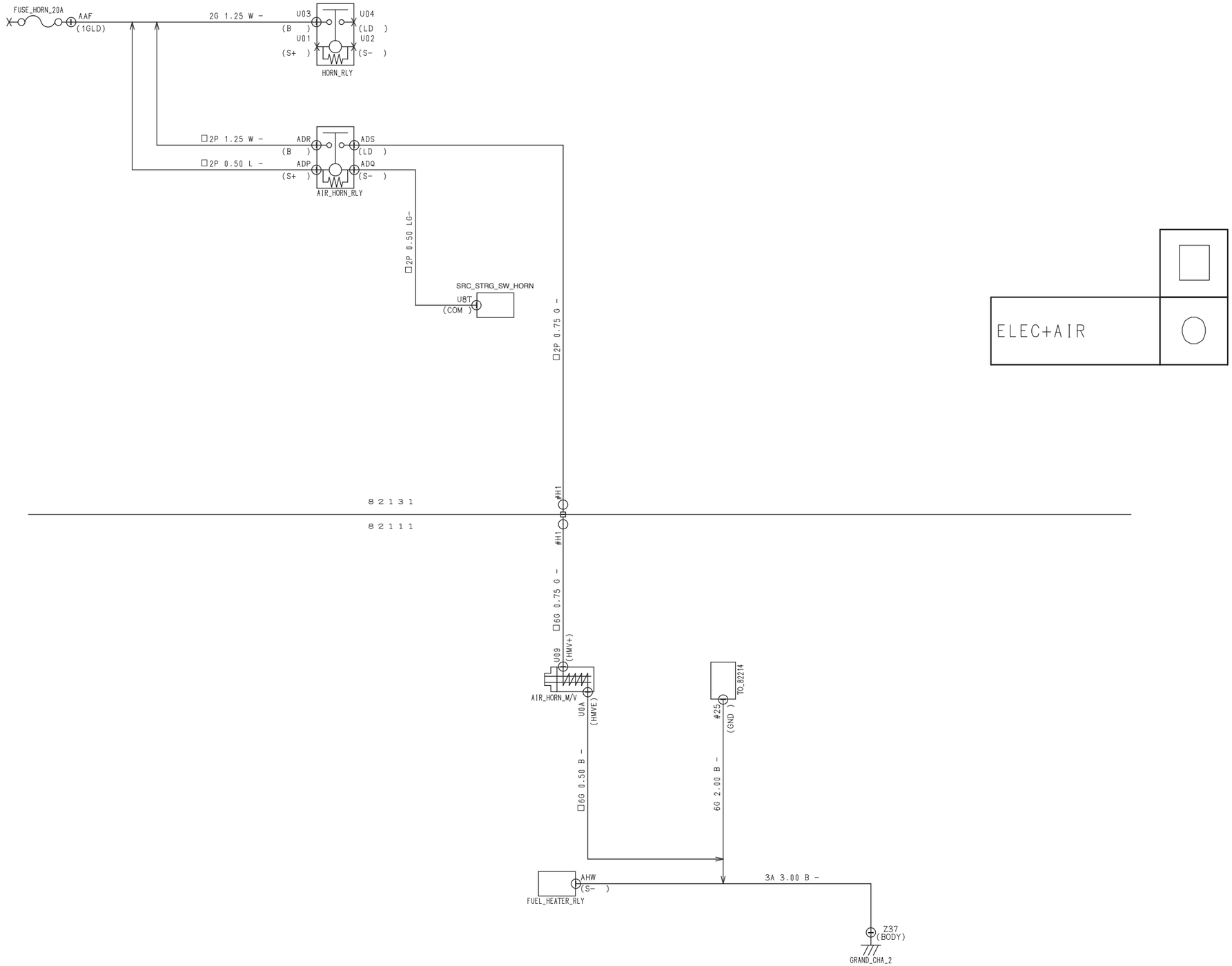

20. CIGARETTE LIGHTER & ACC. SOCKET CIRCUIT

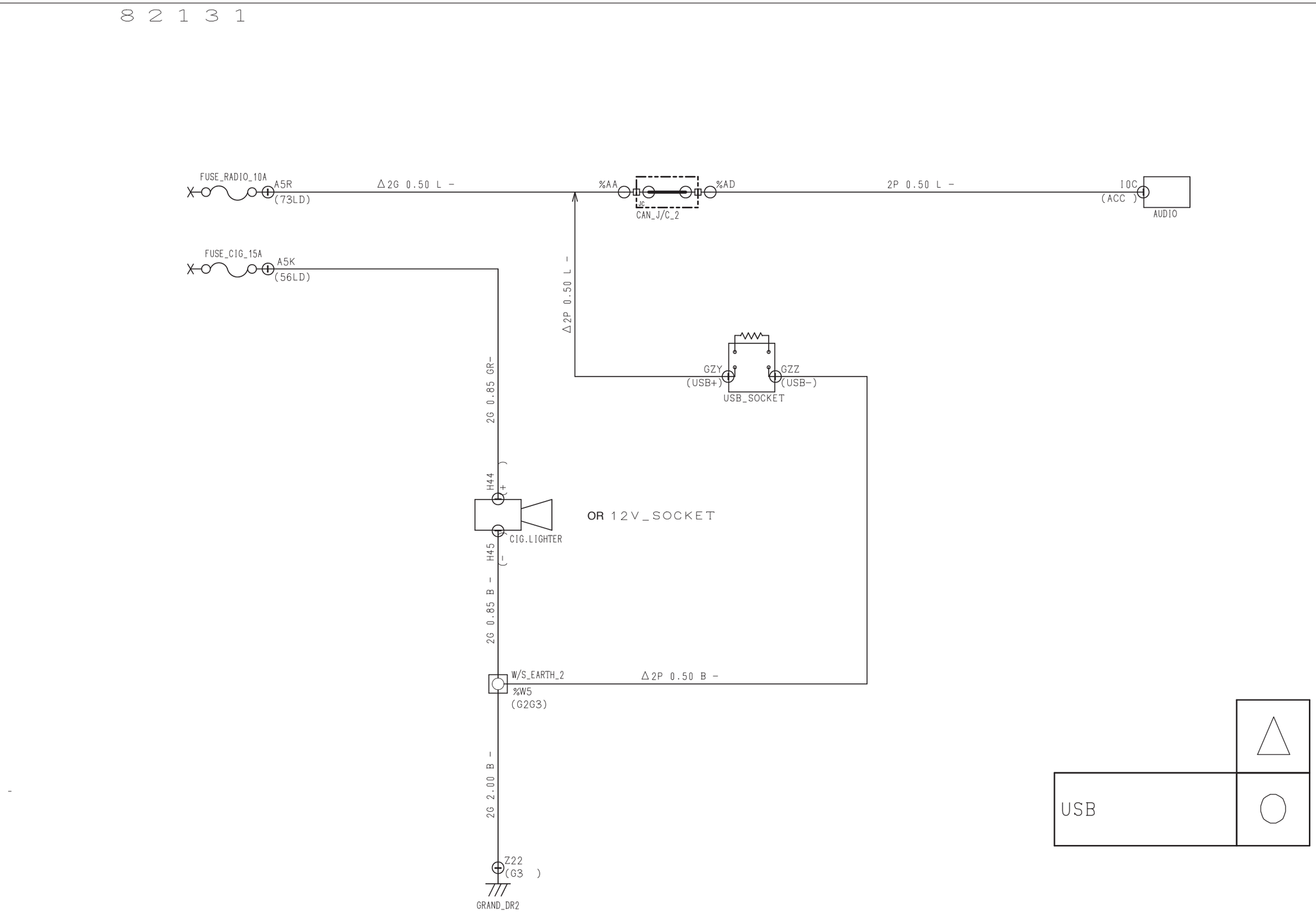

21. POWER WINDOW CIRCUIT

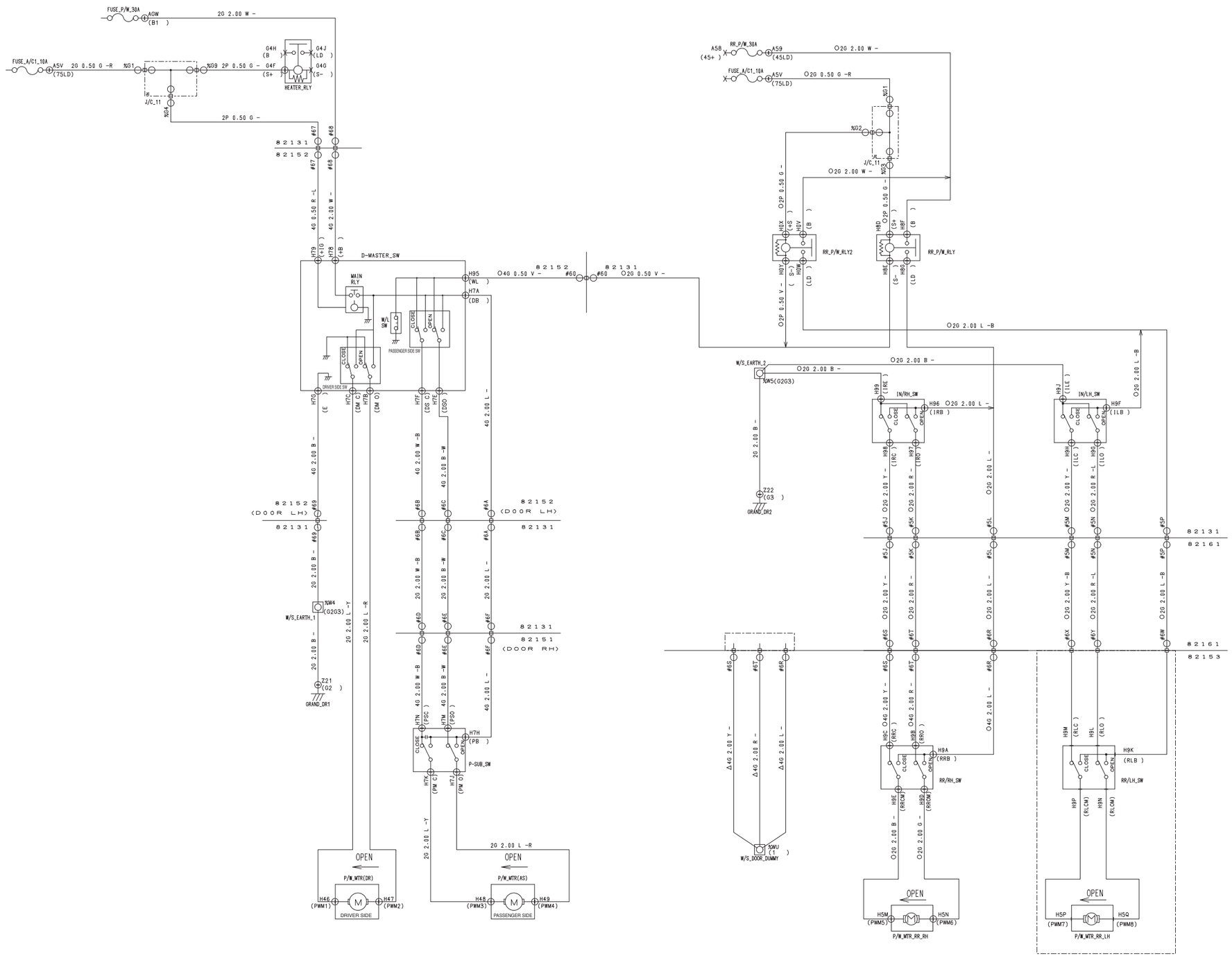

	○	△
RR_P/W	○	X
LESS_RR_P/W	X	○

22. AUDIO CIRCUIT

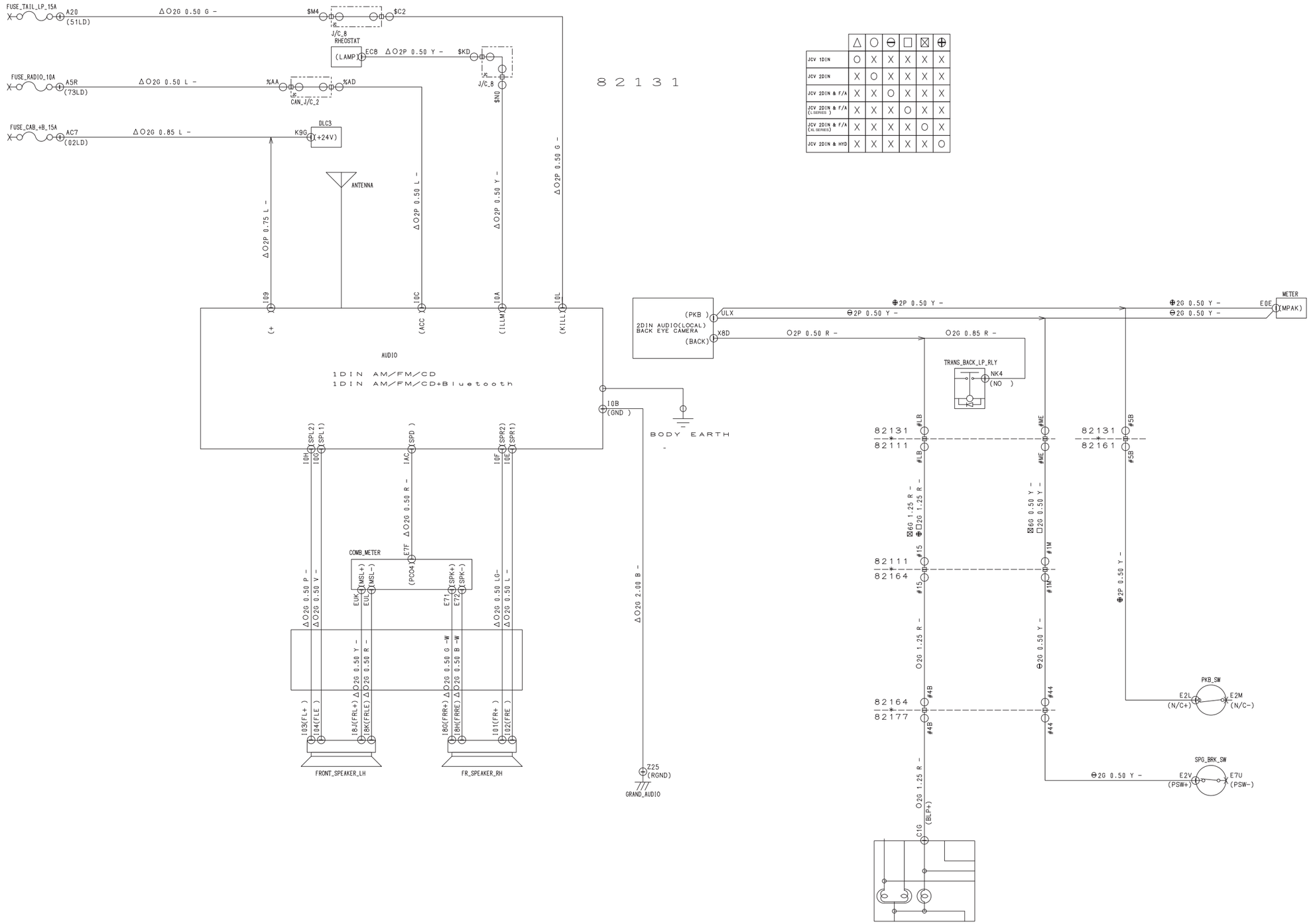

	△	○	⊖	□	⊠	⊕
JCV 1DIN	○	X	X	X	X	X
JCV 2DIN	X	○	X	X	X	X
JCV 2DIN & F/A	X	X	○	X	X	X
JCV 2DIN & F/A (L SERIES)	X	X	X	○	X	X
JCV 2DIN & F/A (HL SERIES)	X	X	X	X	○	X
JCV 2DIN & HYD	X	X	X	X	X	○

23. BODY CONTROL CIRCUIT_POWER D/L & KEY LESS ENTRY

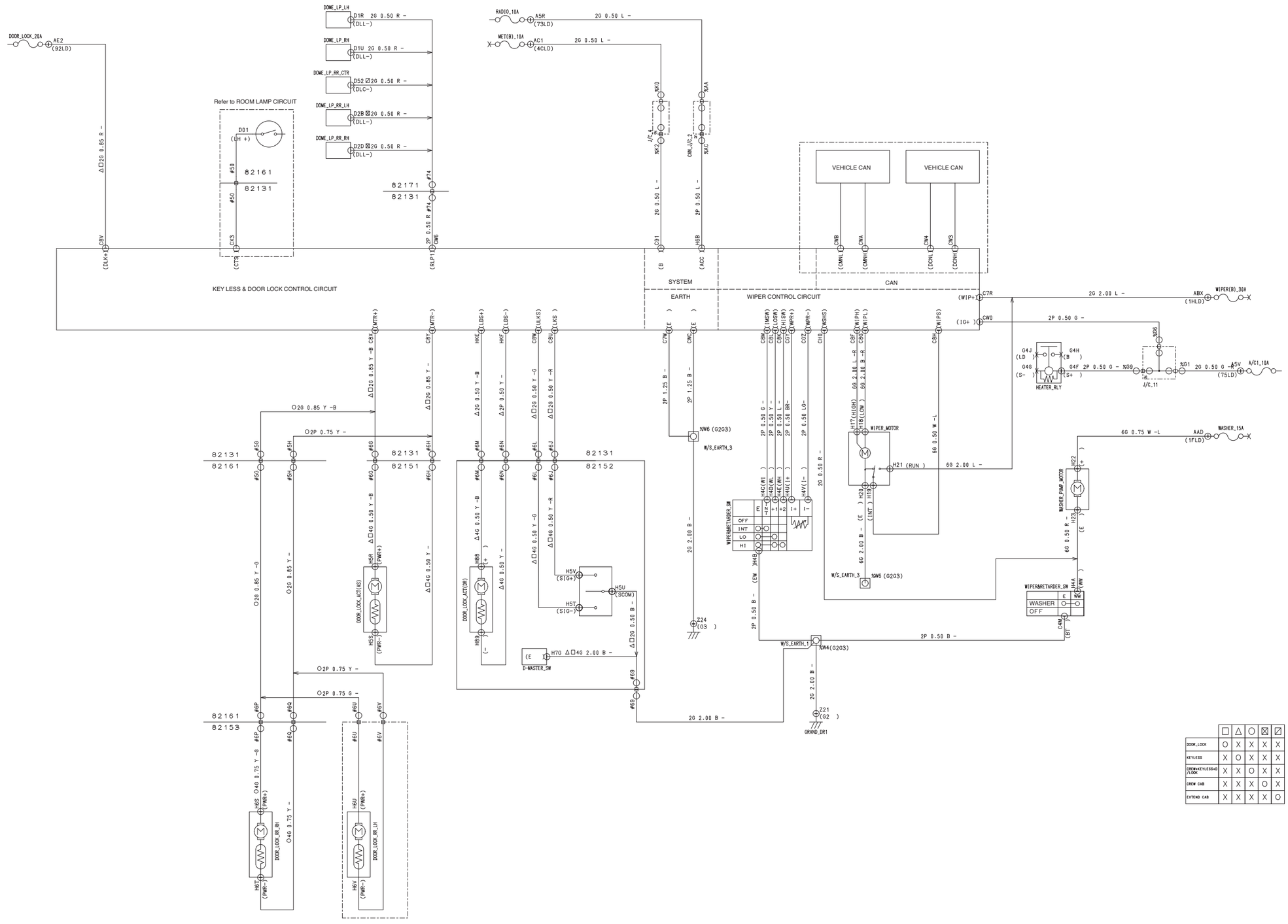

	□	△	○	⊠	⧄
DOOR_LOCK	○	X	X	X	X
KEYLESS	X	○	X	X	X
CREW+KEYLESS+D/LOCK	X	X	○	X	X
CREW CAB	X	X	X	○	X
EXTEND CAB	X	X	X	X	○

24. BODY CONTROL CIRCUIT_CAB

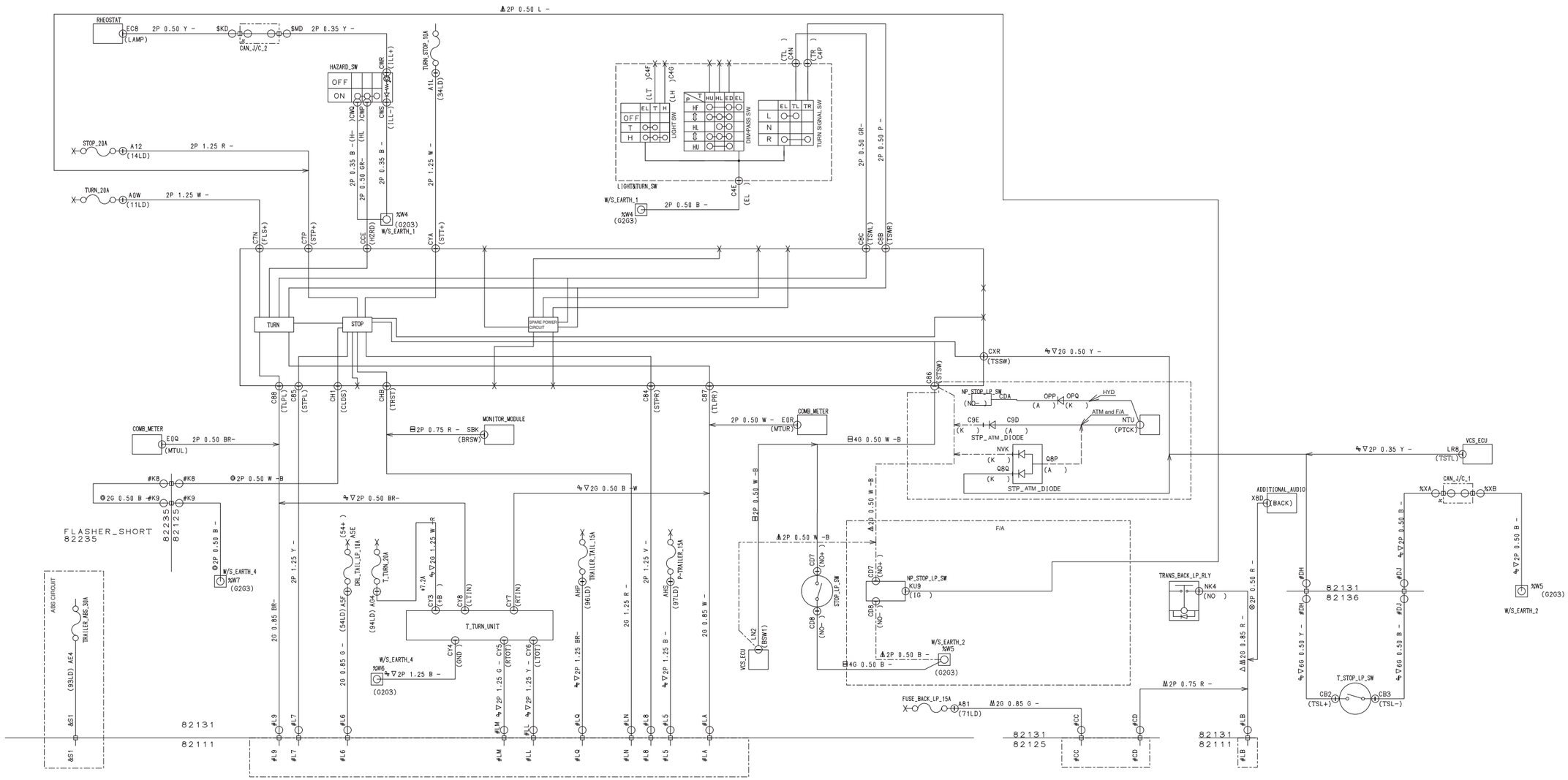

	△	⩚	▽	⩛	⩝	⊟	⊗	◎
ALLISON	○	X	X	X	X	X	X	X
MT	X	○	X	X	X	X	X	X
TRAILER_L SERIES	X	X	○	X	X	X	X	X
TRAILER_XL SERIES	X	X	X	○	X	X	X	X
F/A	X	X	X	X	○	X	X	X
HYD	X	X	X	X	X	○	X	X
APP_CARPLAY	X	X	X	X	X	X	○	X
CUT_SIGNAL	X	X	X	X	X	X	X	○

25. BODY CONTROL CIRCUIT_CHASSIS

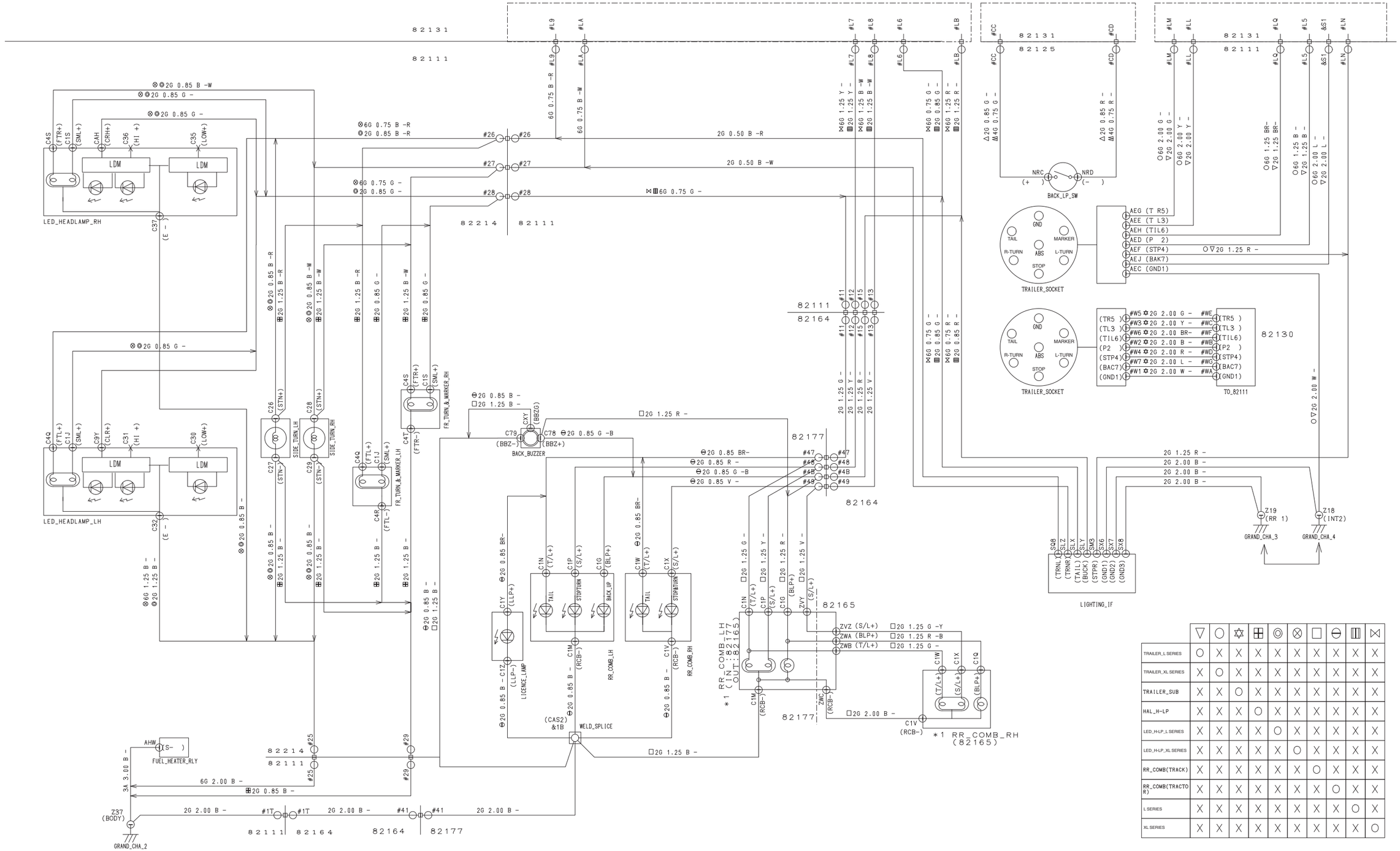

	▽	○	✡	⊞	◎	⊗	□	⊖	▥	⋈
TRAILER_L SERIES	○	X	X	X	X	X	X	X	X	X
TRAILER_XL SERIES	X	○	X	X	X	X	X	X	X	X
TRAILER_SUB	X	X	○	X	X	X	X	X	X	X
HAL_H-LP	X	X	X	○	X	X	X	X	X	X
LED_H-LP_L SERIES	X	X	X	X	○	X	X	X	X	X
LED_H-LP_XL SERIES	X	X	X	X	X	○	X	X	X	X
RR_COMB(TRACK)	X	X	X	X	X	X	○	X	X	X
RR_COMB(TRACTOR)	X	X	X	X	X	X	X	○	X	X
L SERIES	X	X	X	X	X	X	X	X	○	X
XL SERIES	X	X	X	X	X	X	X	X	X	○

26. MANUAL AIR CONDITIONER CIRCUIT

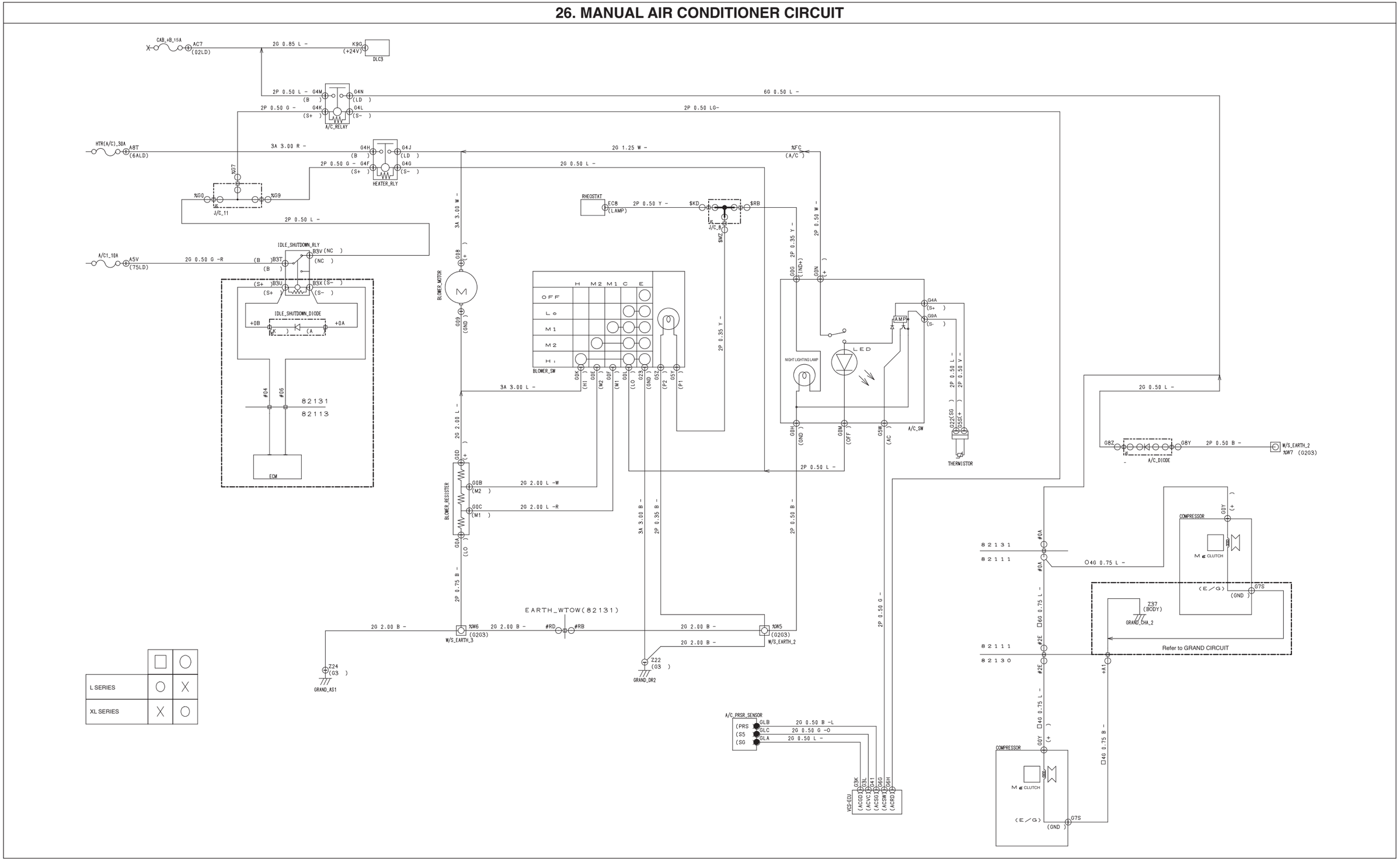

27. REAR COOLER & REAR HEATER CIRCUIT

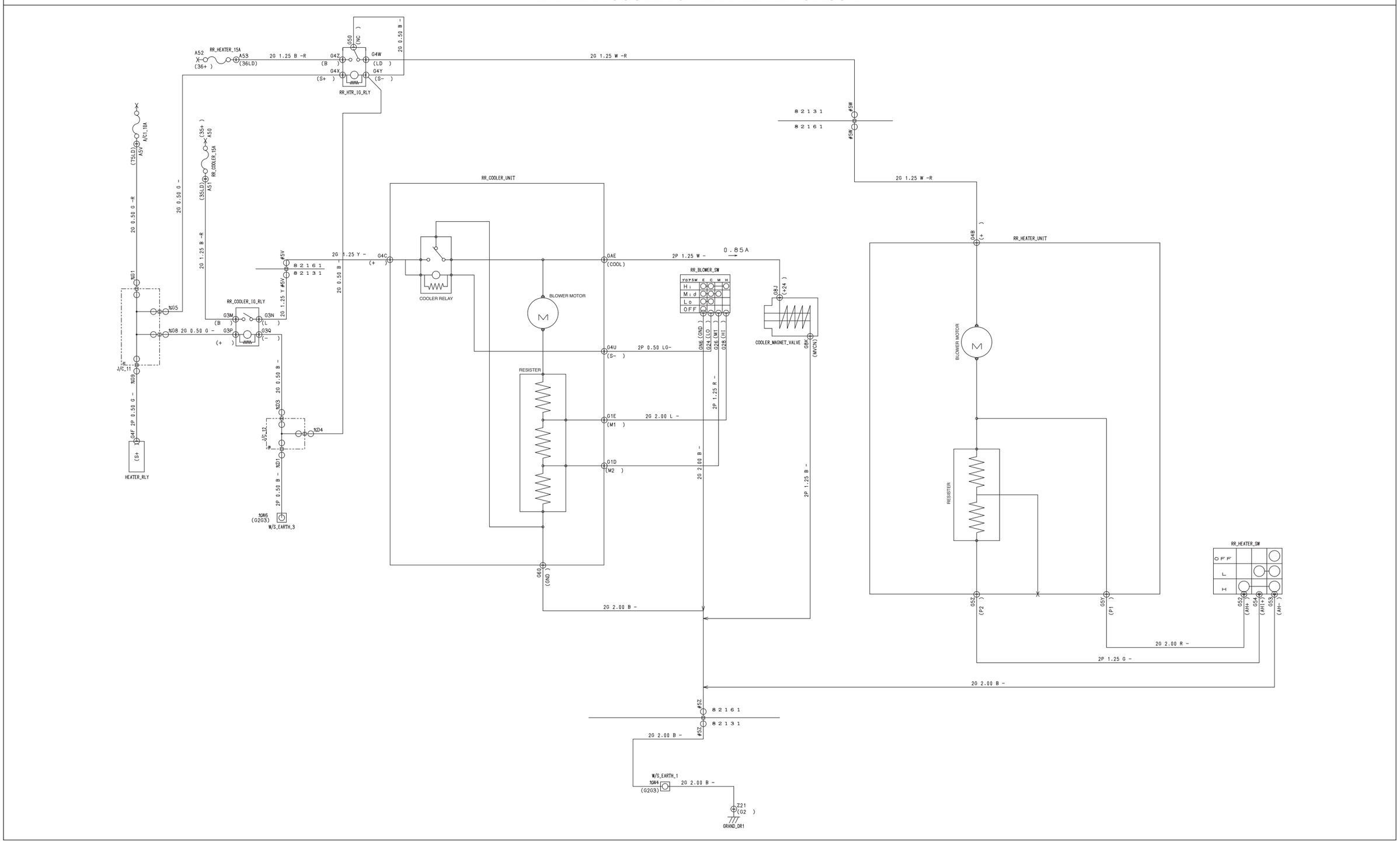

28. CUMMINS ENGINE ECU & ECM CIRCUIT

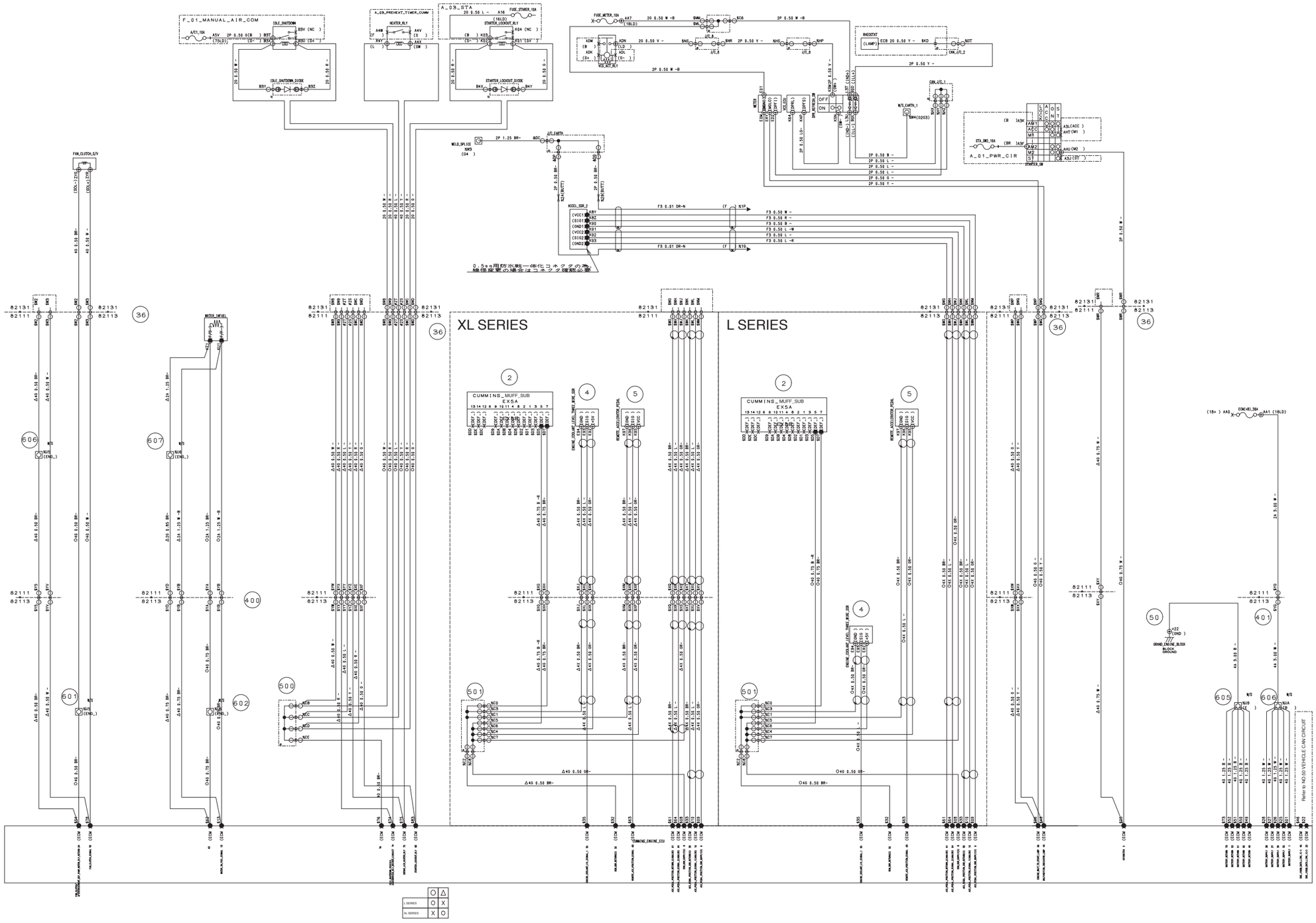

29. AFTERTRATMENT SYSTEM CIRCUIT

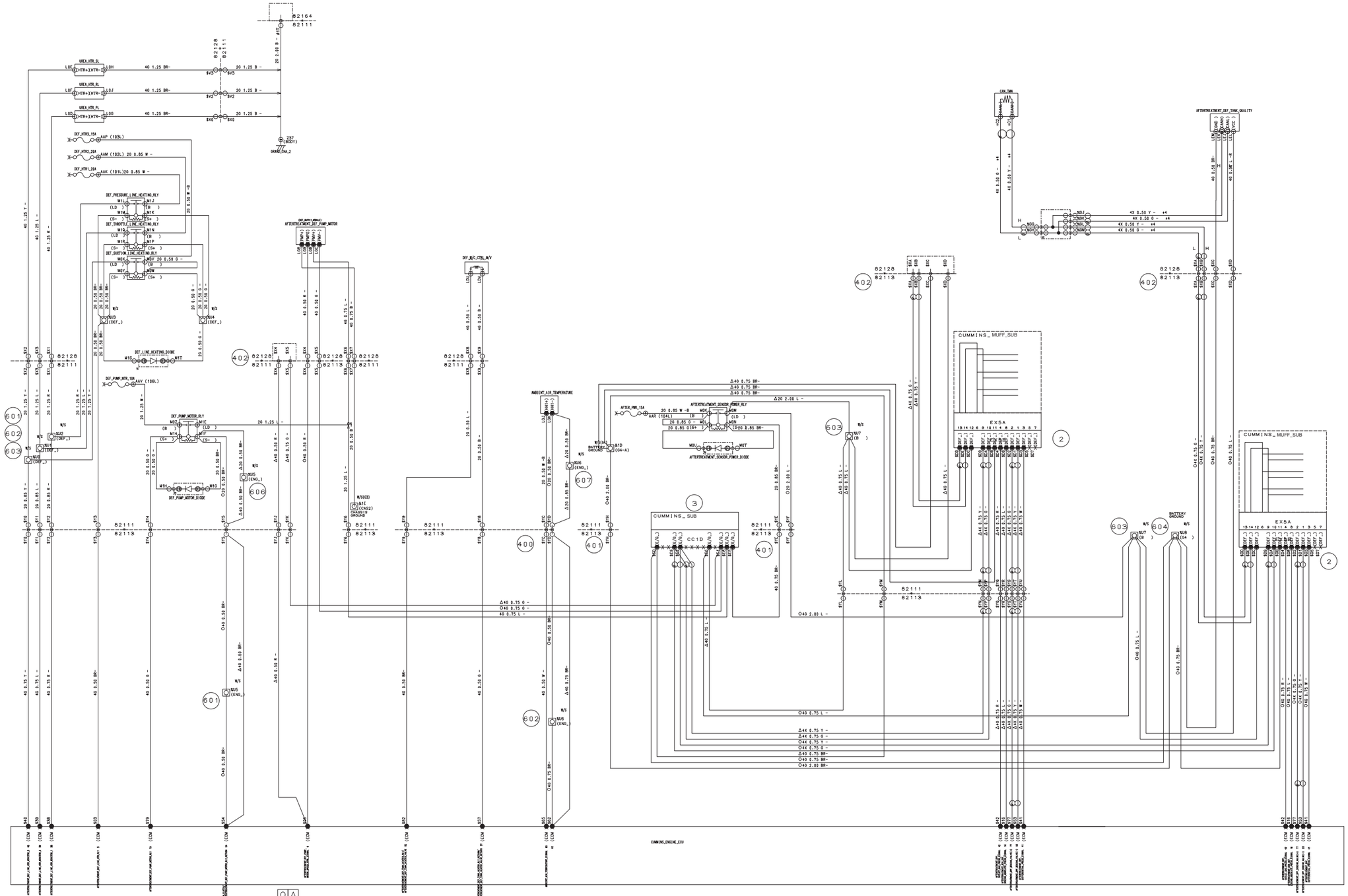

30. CUMMINS ENGINE TELEMATICS CIRCUIT

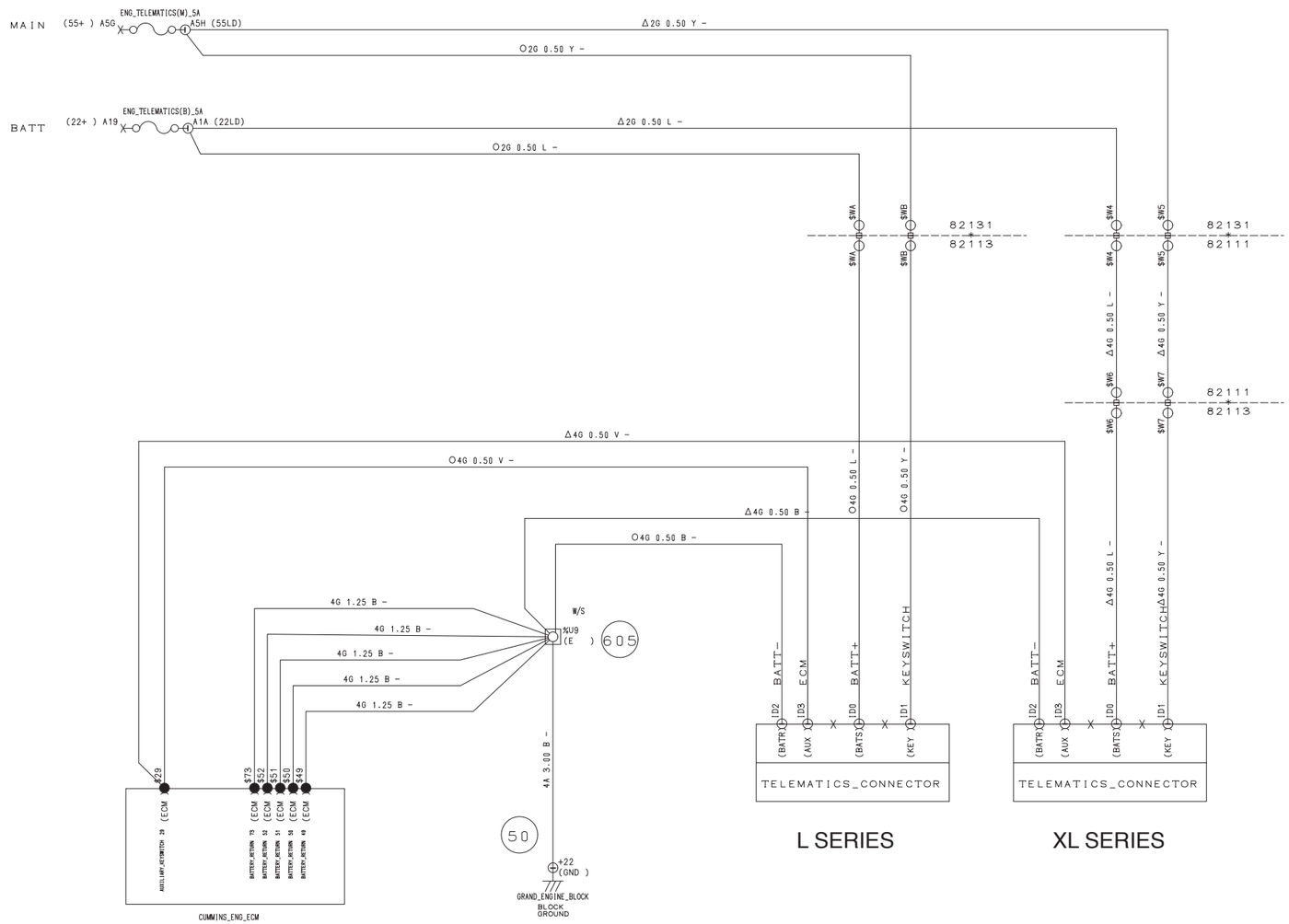

	○	△
L SERIES	○	X
XL SERIES	X	○

31. COMMON RAIL CIRCUIT_ATM EXHAUST BRAKE

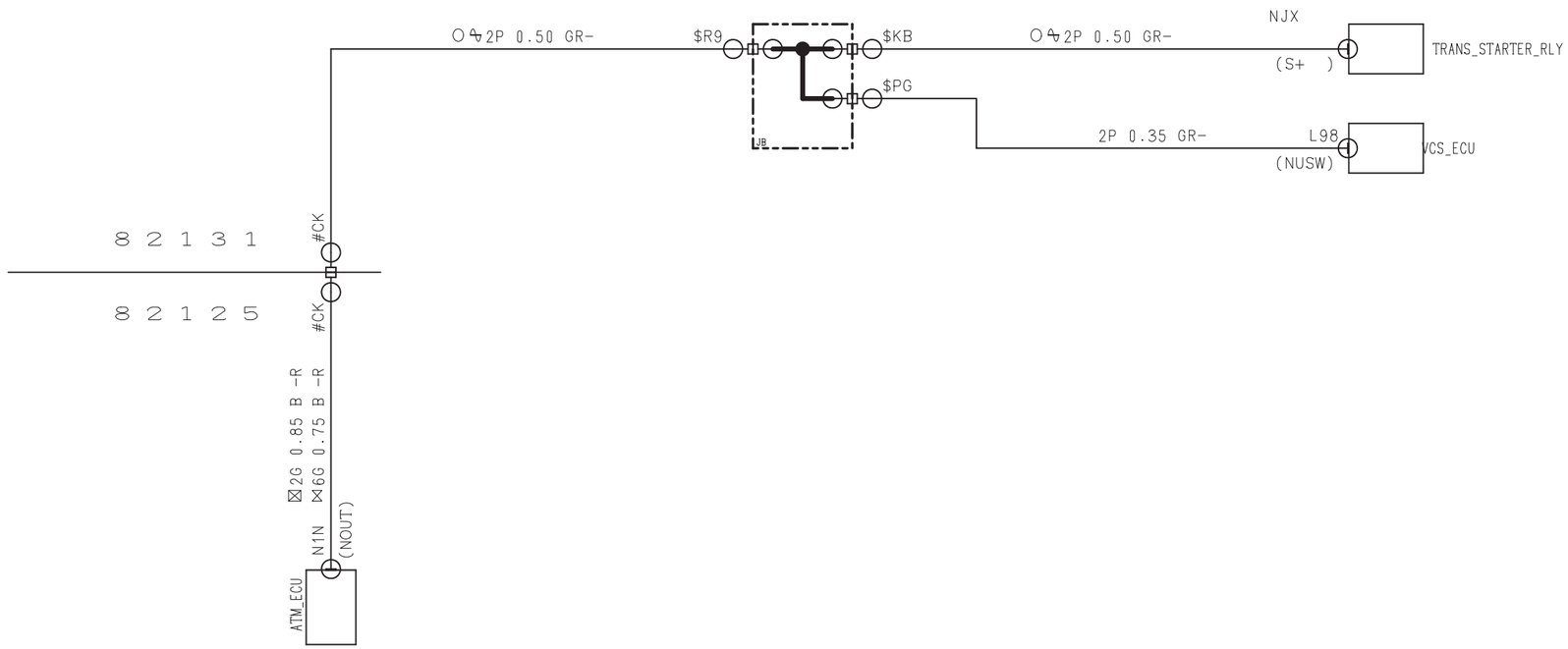

ATM 2200	○	×	×	×
ATM 3000	×	○	×	×
L SERIES _ENGINE	×	×	○	×
XL SERIES _ENGINE	×	×	×	○

32. COMMON RAIL CIRCUIT_FS CURISE

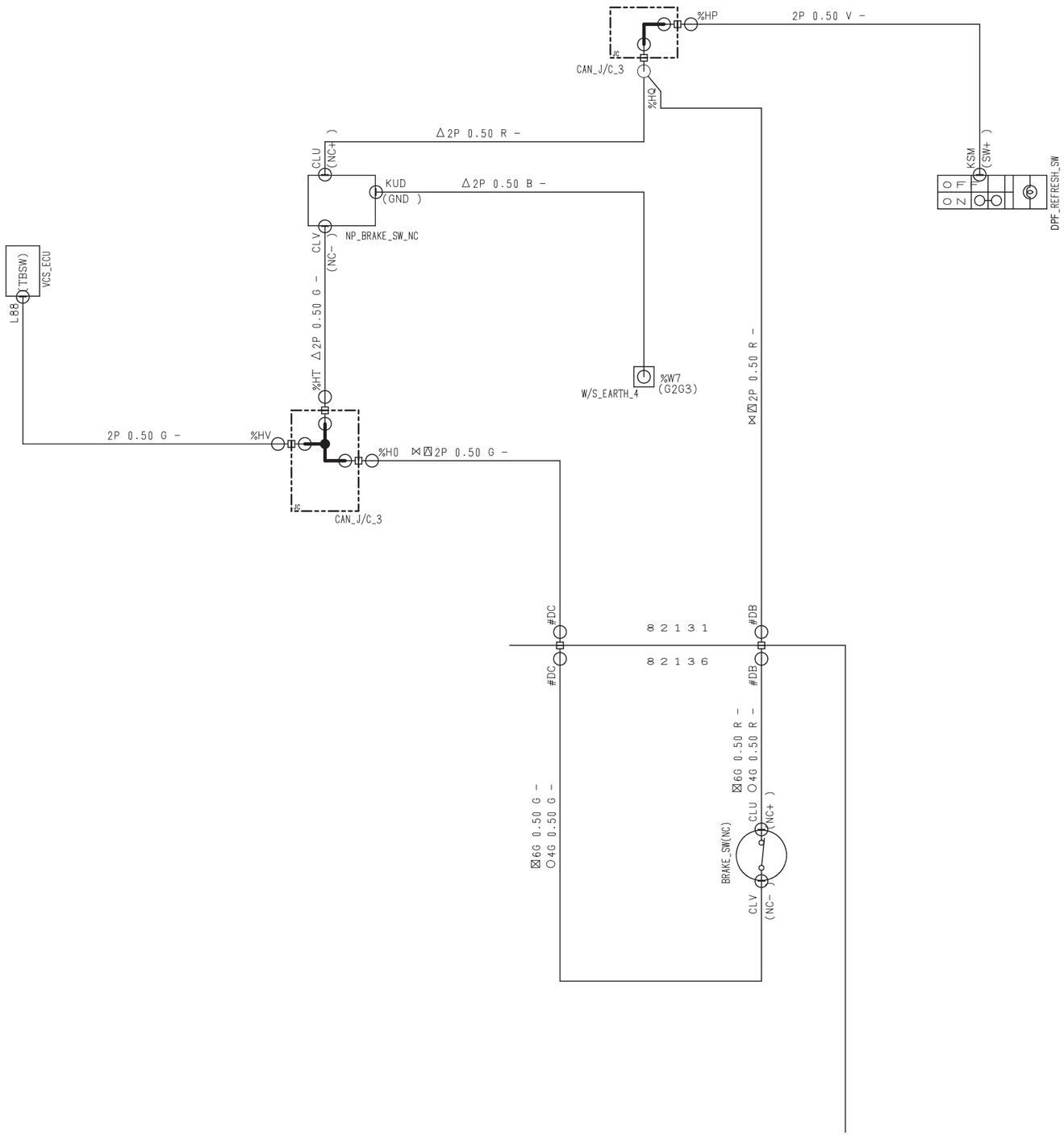

	⋈	⊠	△	○	⊠
F/A_XL SERIES	○	X	X	X	X
F/A_L SERIES	X	○	X	X	X
HYD	X	X	○	X	X
F/A_TRUCK	X	X	X	○	X
F/A_TRAILER	X	X	X	X	○

33. VEHICLE CONTROL ECU CIRCUIT_1

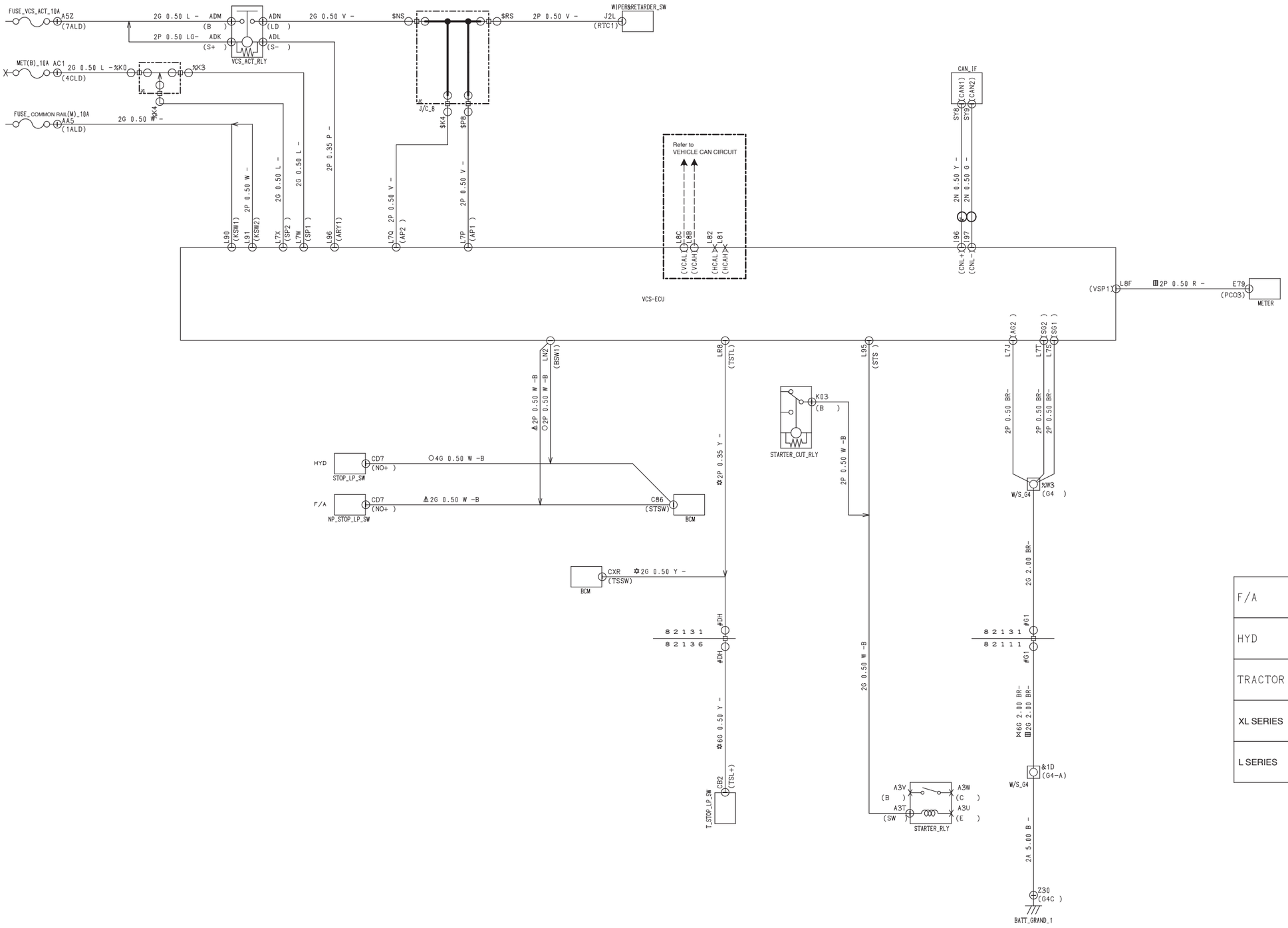

	△	○	✡	⋈	▥
F/A	○	X	X	X	X
HYD	X	○	X	X	X
TRACTOR	X	X	○	X	X
XL SERIES	X	X	X	○	X
L SERIES	X	X	X	X	○

34. VEHICLE CONTROL ECU CIRCUIT_2

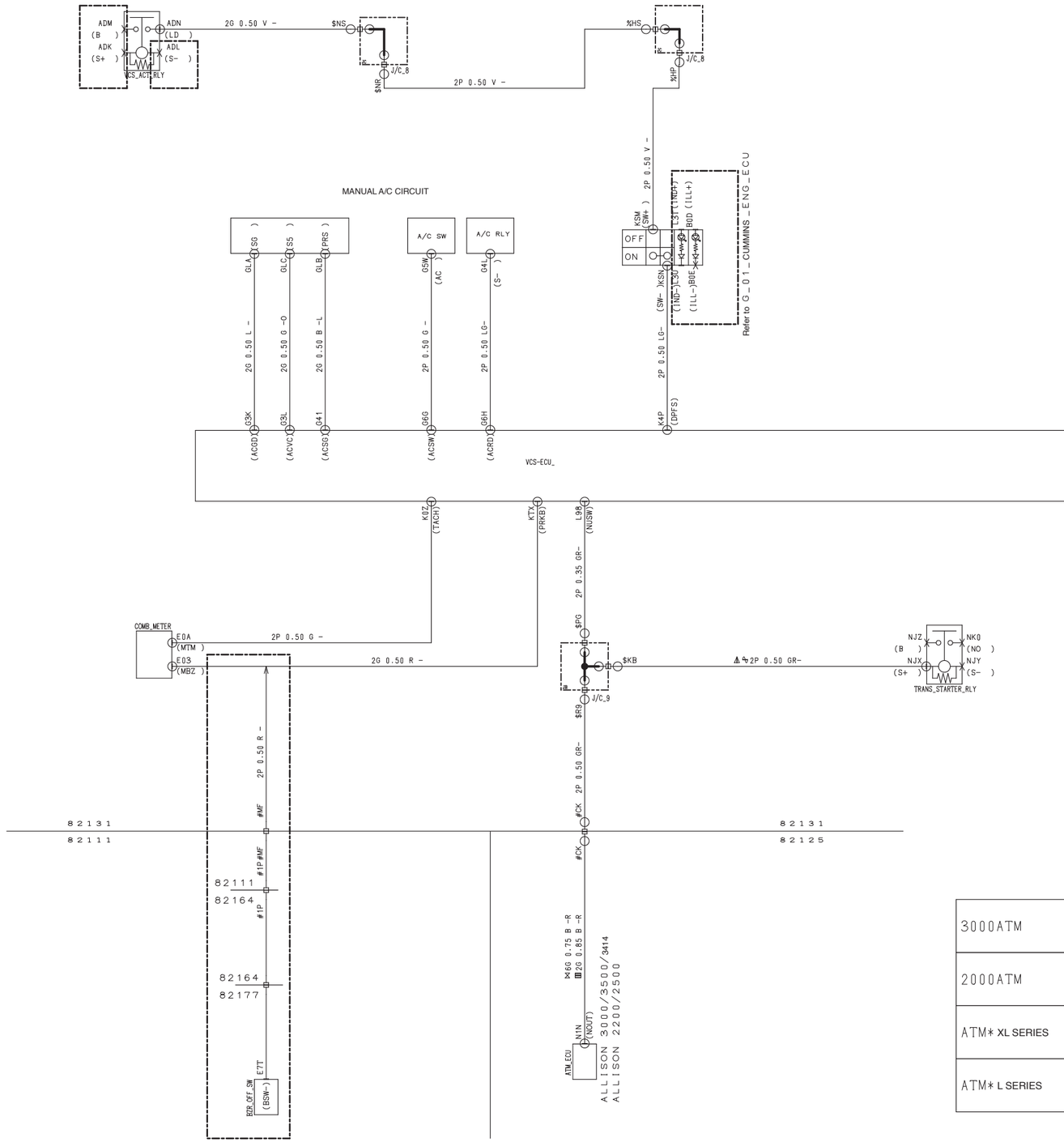

3000ATM	○	X	X	X
2000ATM	X	○	X	X
ATM* XL SERIES	X	X	○	X
ATM* L SERIES	X	X	X	○

35. VEHICLE CONTROL ECU CIRCUIT_3

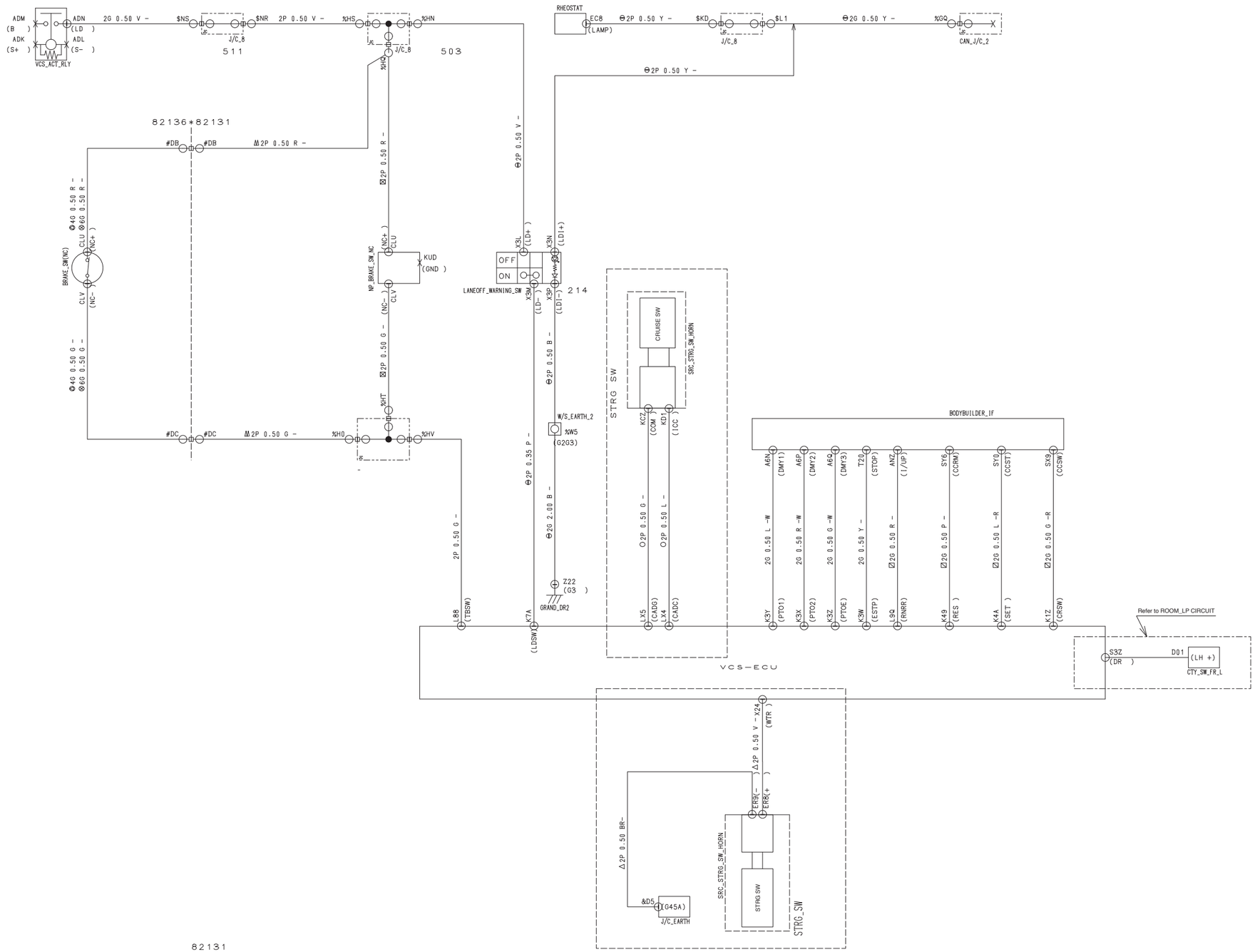

	⊠	⊠	⋔	○	△	⊖	⊘	⊗
KASOU	○	X	X	X	X	X	X	X
HYD	X	○	X	X	X	X	X	X
F/A	X	X	○	X	X	X	X	X
FS_CRUISE	X	X	X	○	X	X	X	X
SHAKAN_CRUSE	X	X	X	X	○	X	X	X
LDW	X	X	X	X	X	○	X	X
F/A_TRUCK	X	X	X	X	X	X	○	X
F/A_TRAILER	X	X	X	X	X	X	X	○

36. VEHICLE CONTROL ECU CIRCUIT_4 (EXHAUST BRAKE)

8 2 1 3 1

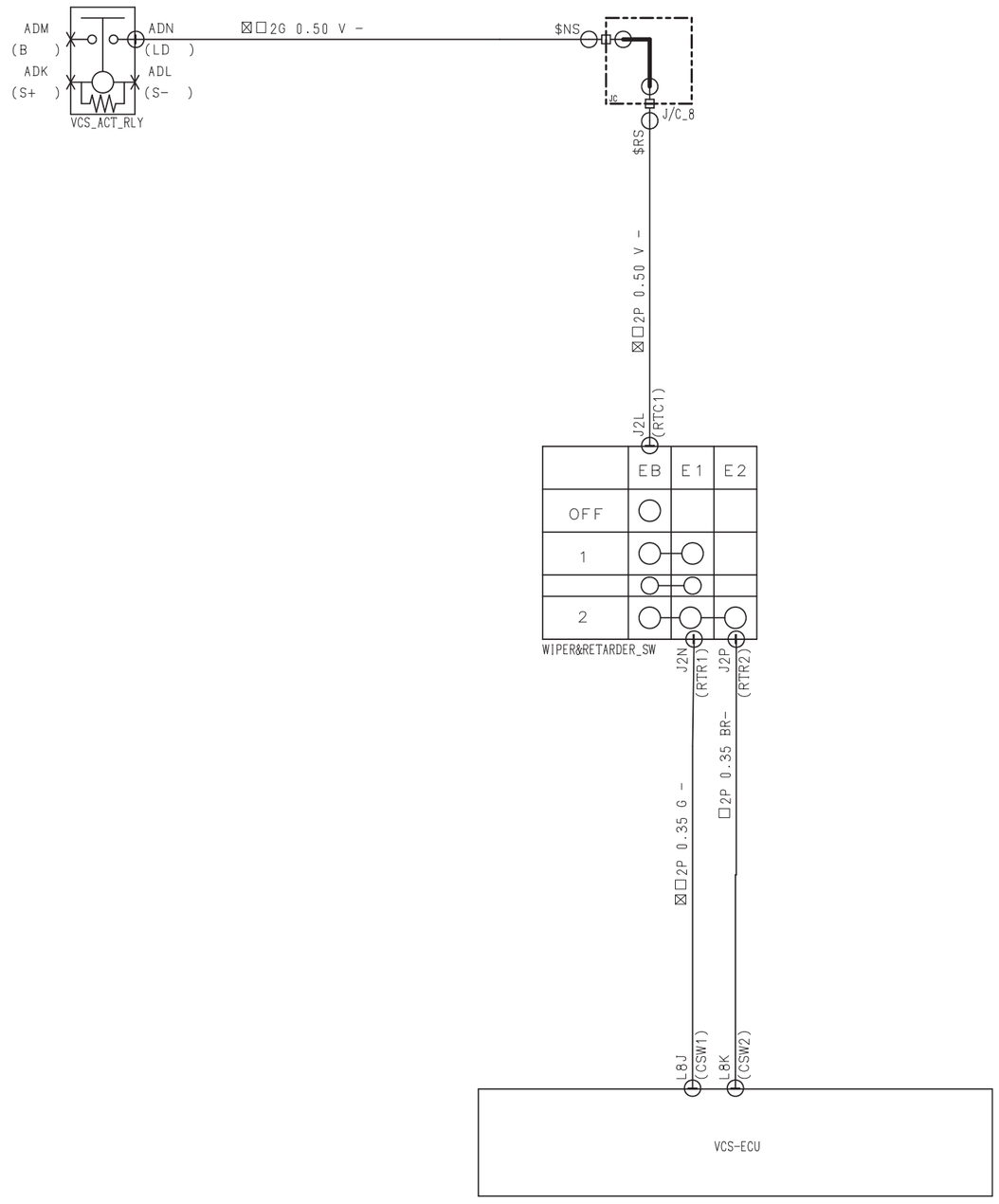

	□	⊠
JAKE2 XL SERIES	○	×
VGT	×	○

37. ABS CIRCUIT_1

L SERIES_F/A _ABS_ONLY	○	X	X	X	X	X	X	X
TRACTOR_ XL SERIES	X	○	X	X	X	X	X	X
TRACTOR_ L SERIES	X	X	○	X	X	X	X	X
ESC+CMS_ XL SERIES	X	X	X	○	X	X	X	X
ESC+CMS_ L SERIES	X	X	X	X	○	X	X	X
XL SERIES	X	X	X	X	X	○	X	X
L SERIES	X	X	X	X	X	X	○	X
L SERIES _ABS_ONLY	X	X	X	X	X	X	X	○

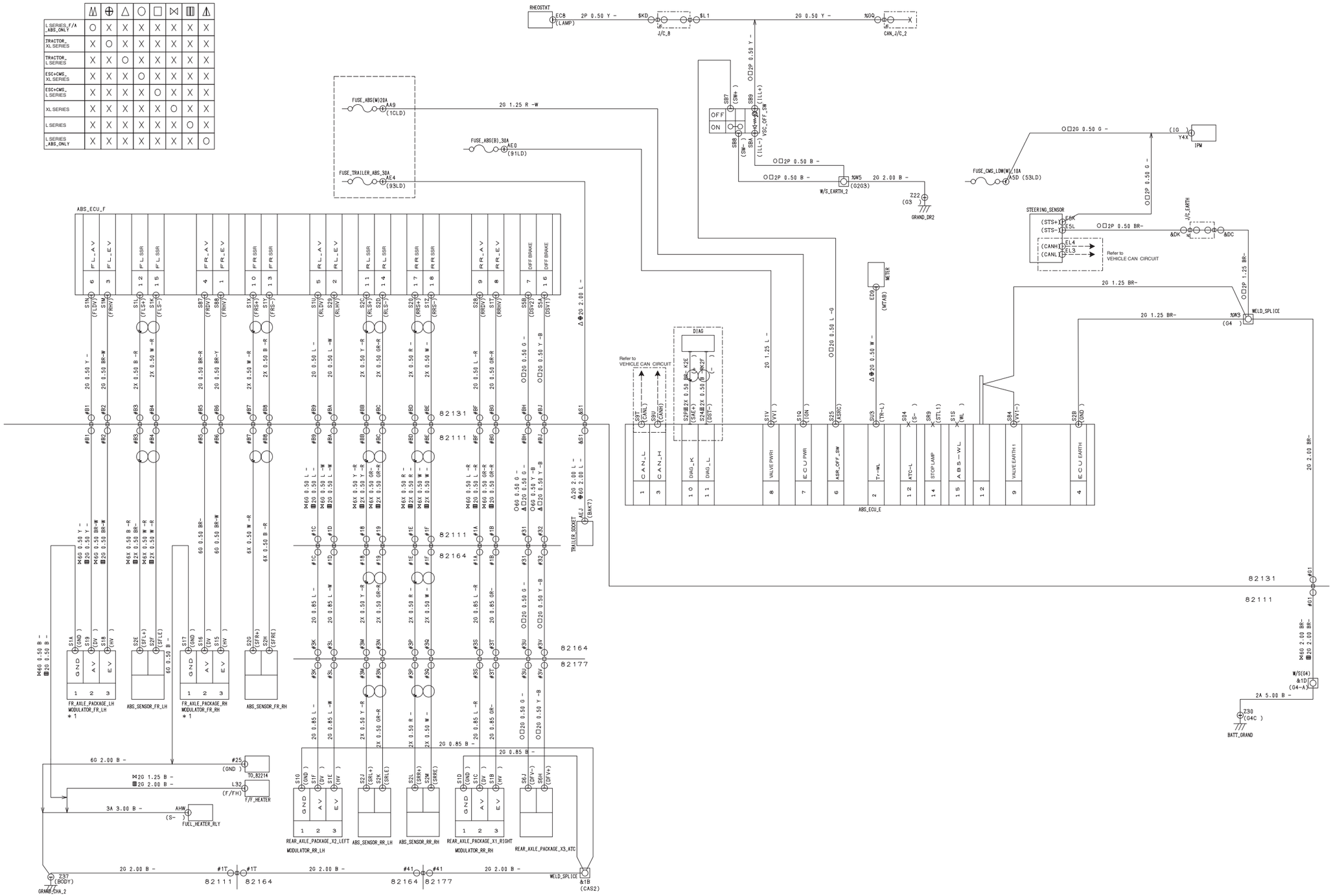

38. ABS CIRCUIT_2

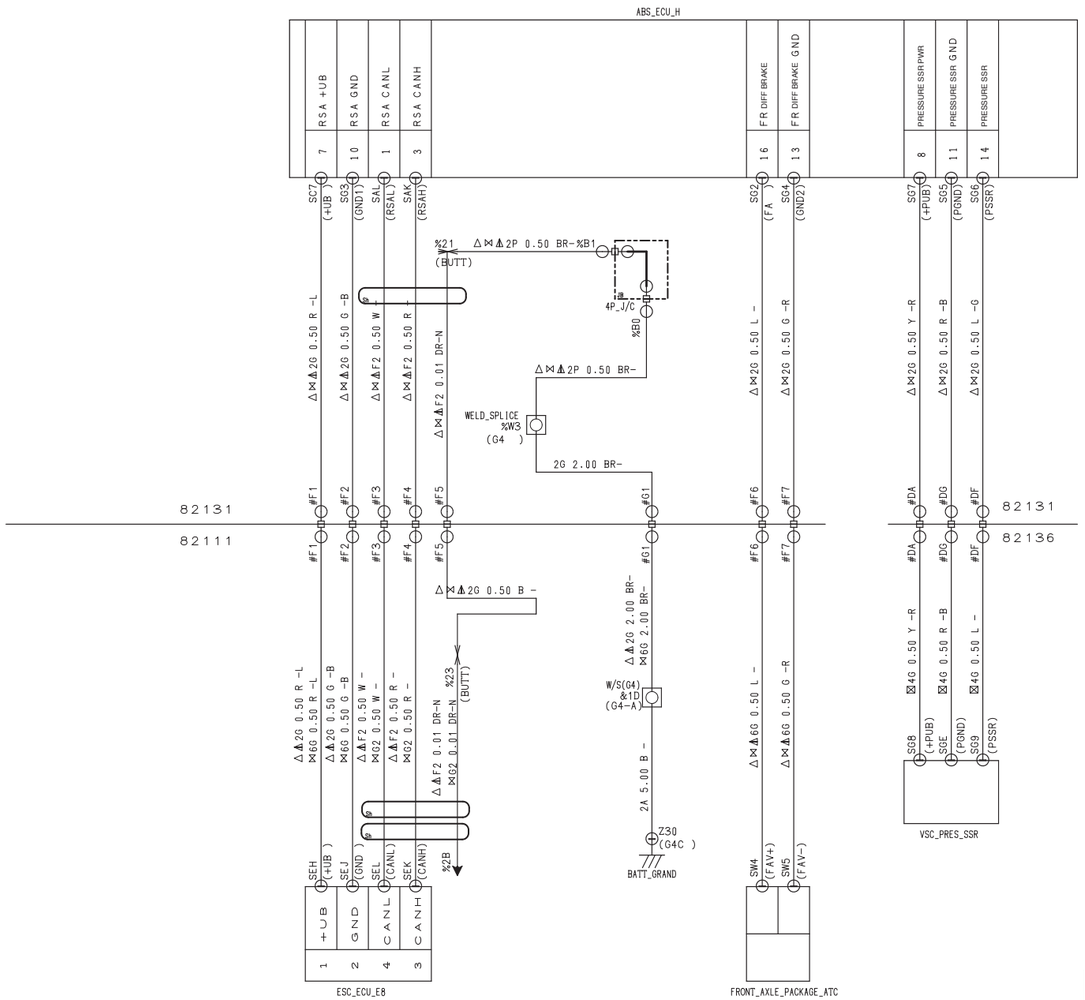

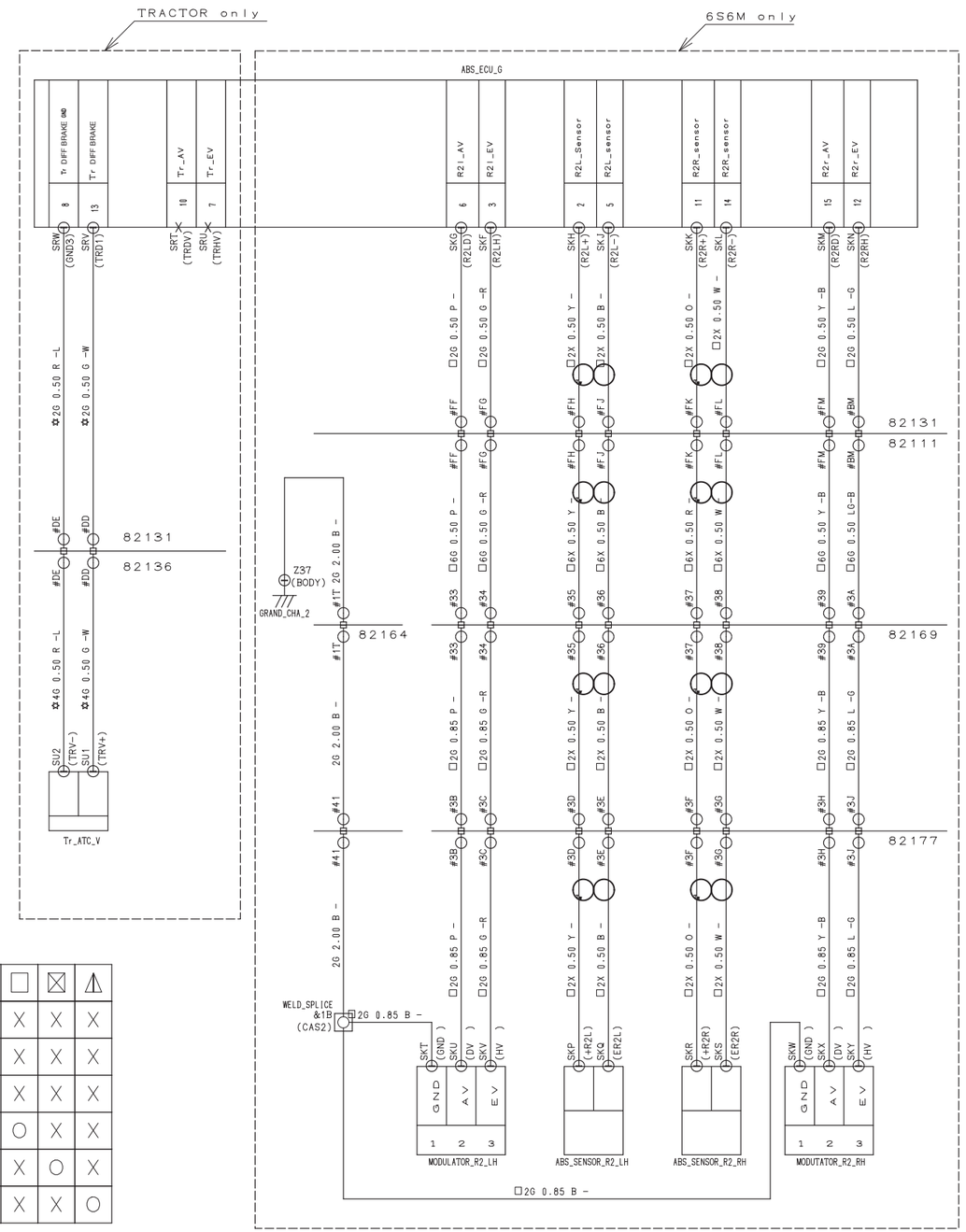

	✡	△	⋈	□	⊠	⚠
TRACTOR	○	X	X	X	X	X
VSC_CMS_ L SERIES	X	○	X	X	X	X
VSC_CMS_ XL SERIES	X	X	○	X	X	X
6S6M	X	X	X	○	X	X
VSC_CMS	X	X	X	X	○	X
L SERIES_ABS_ONLY	X	X	X	X	X	○

39. ABS CIRCUIT_3 (HYDRAULIC BRAKE Ver. E)

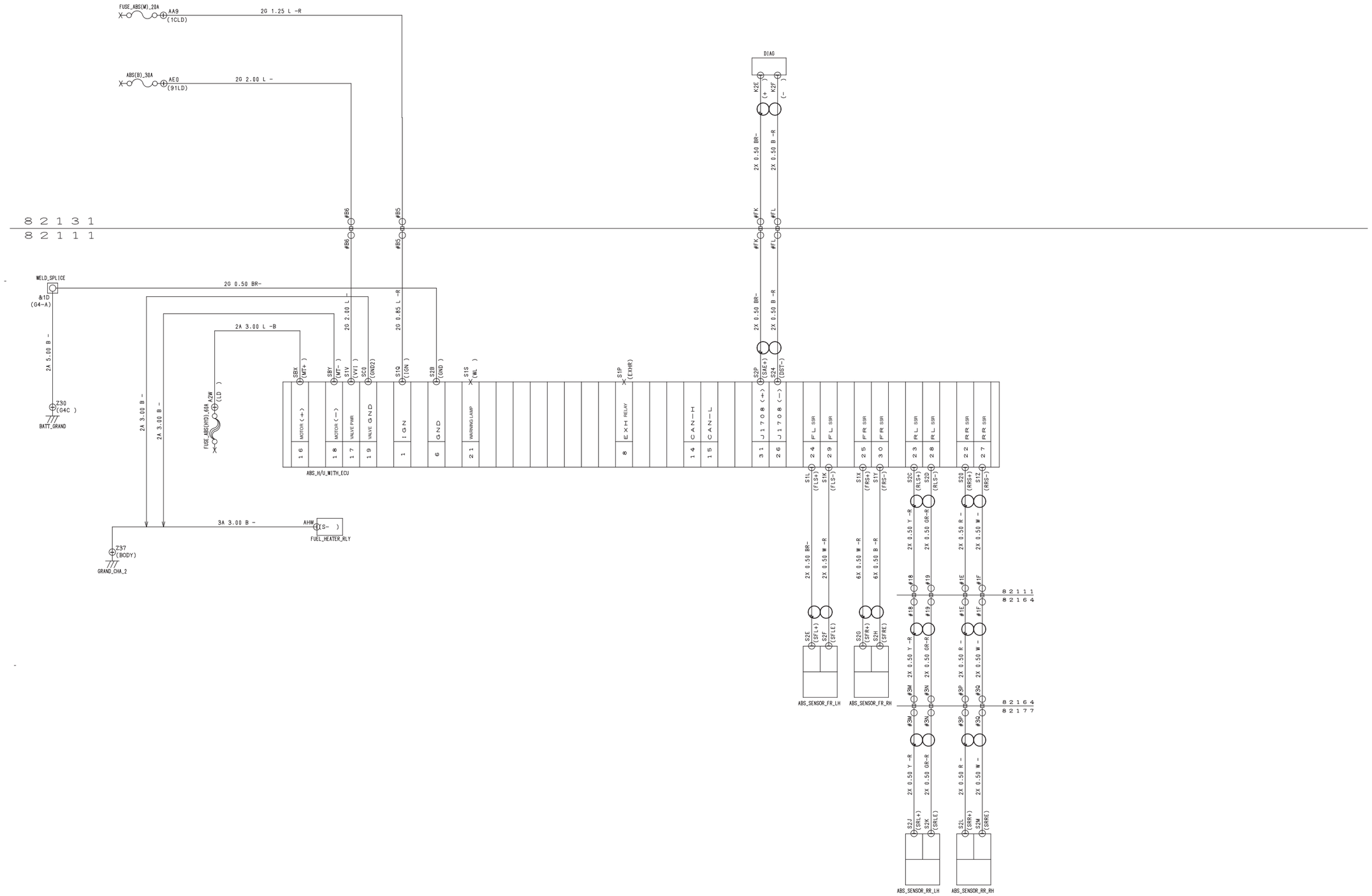

40. HYDRAULIC BRAKE SYSTEM CIRCUIT

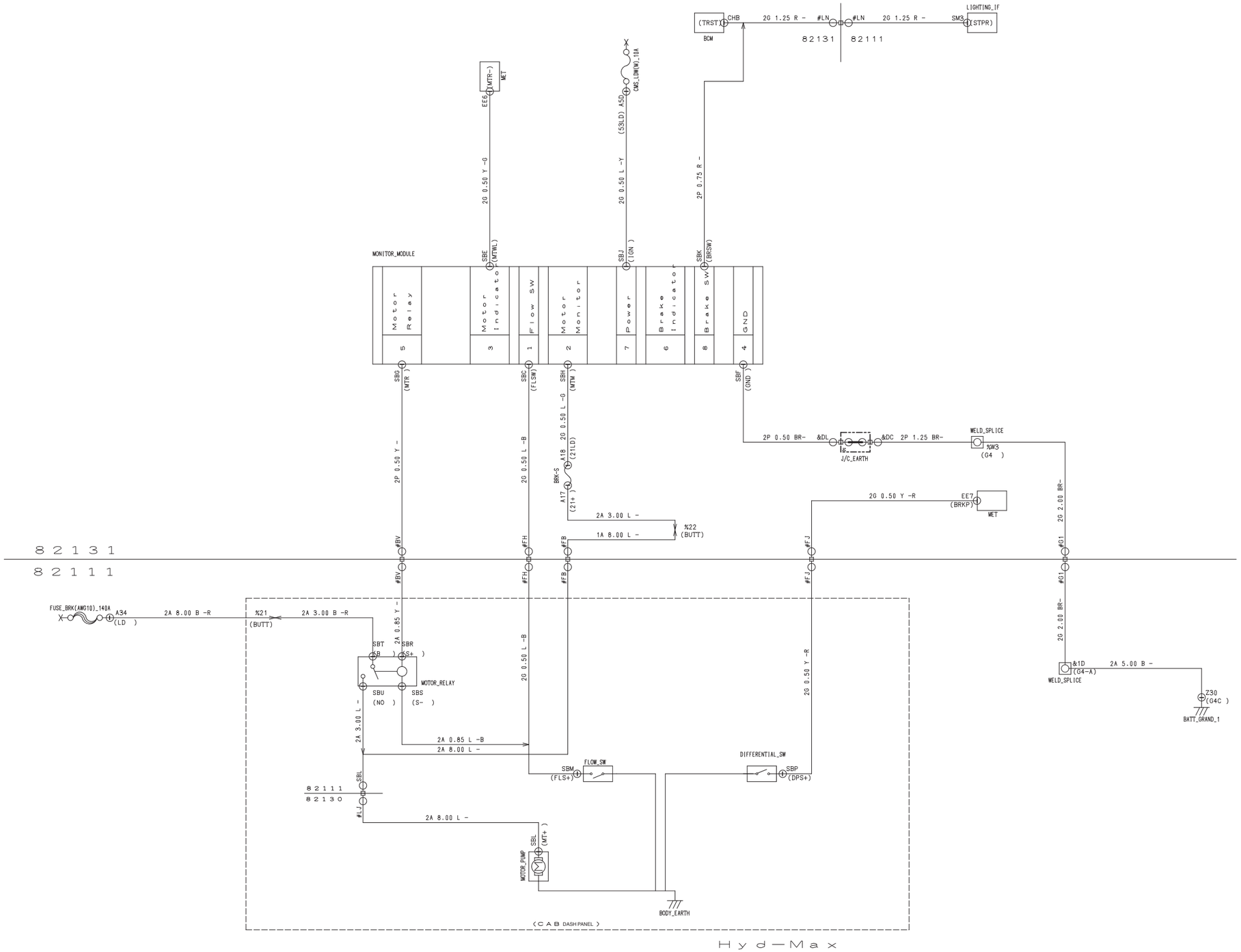

41. CMS, ACC & LDW CIRCUIT

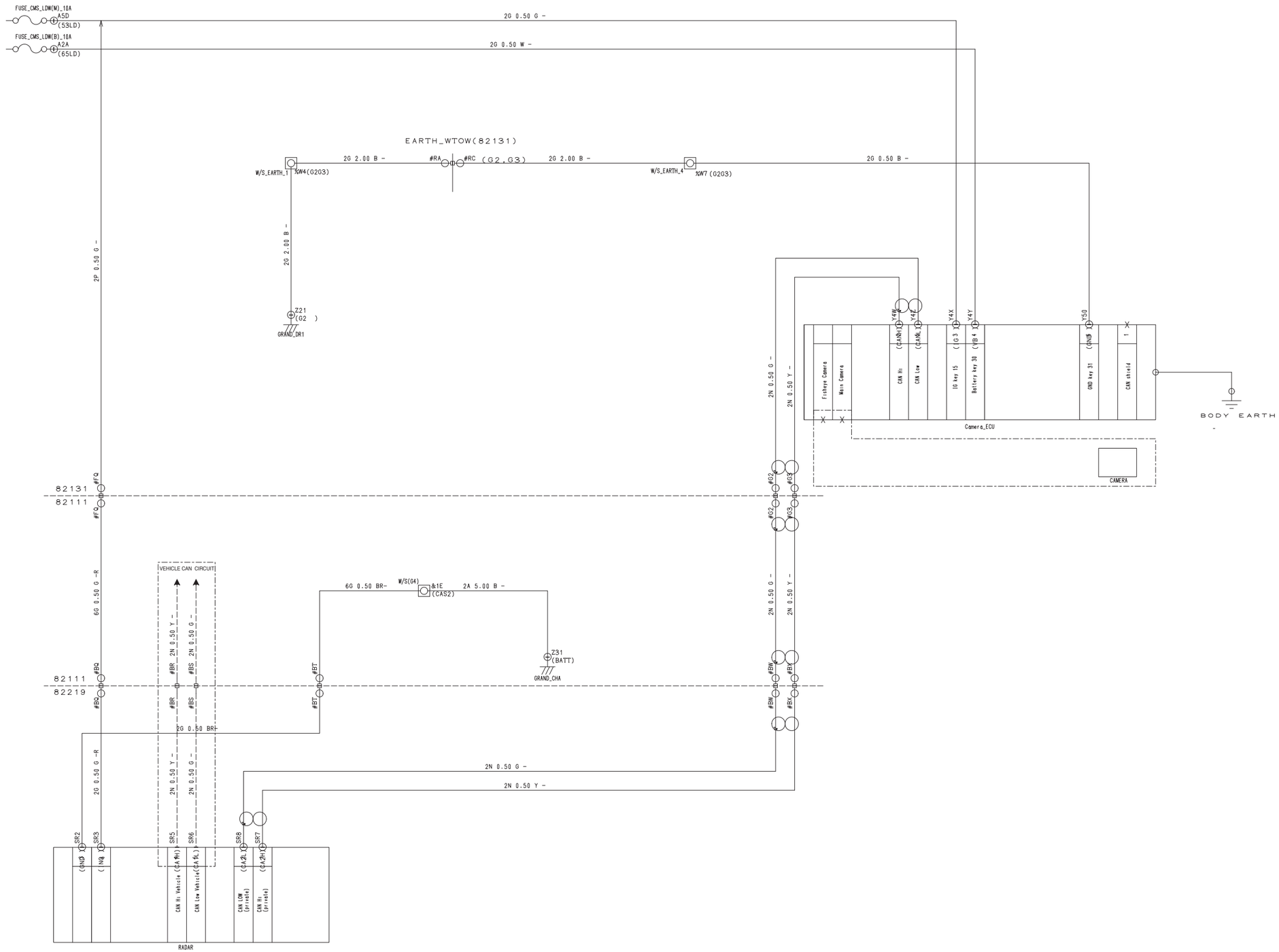

42. TPMS CIRCUIT

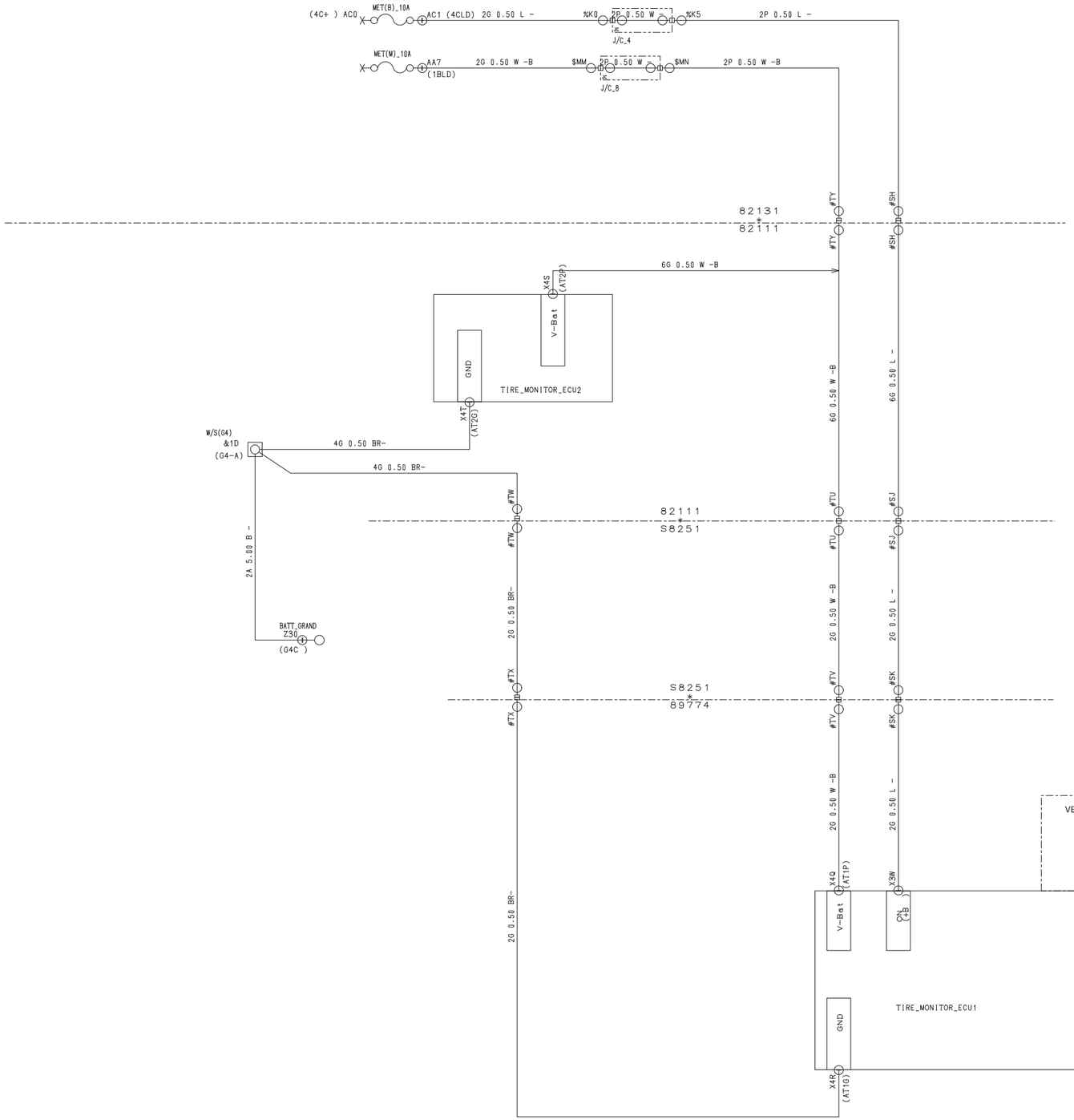

43. ALLISON 2200/2500 TRANS BASIC CIRCUIT

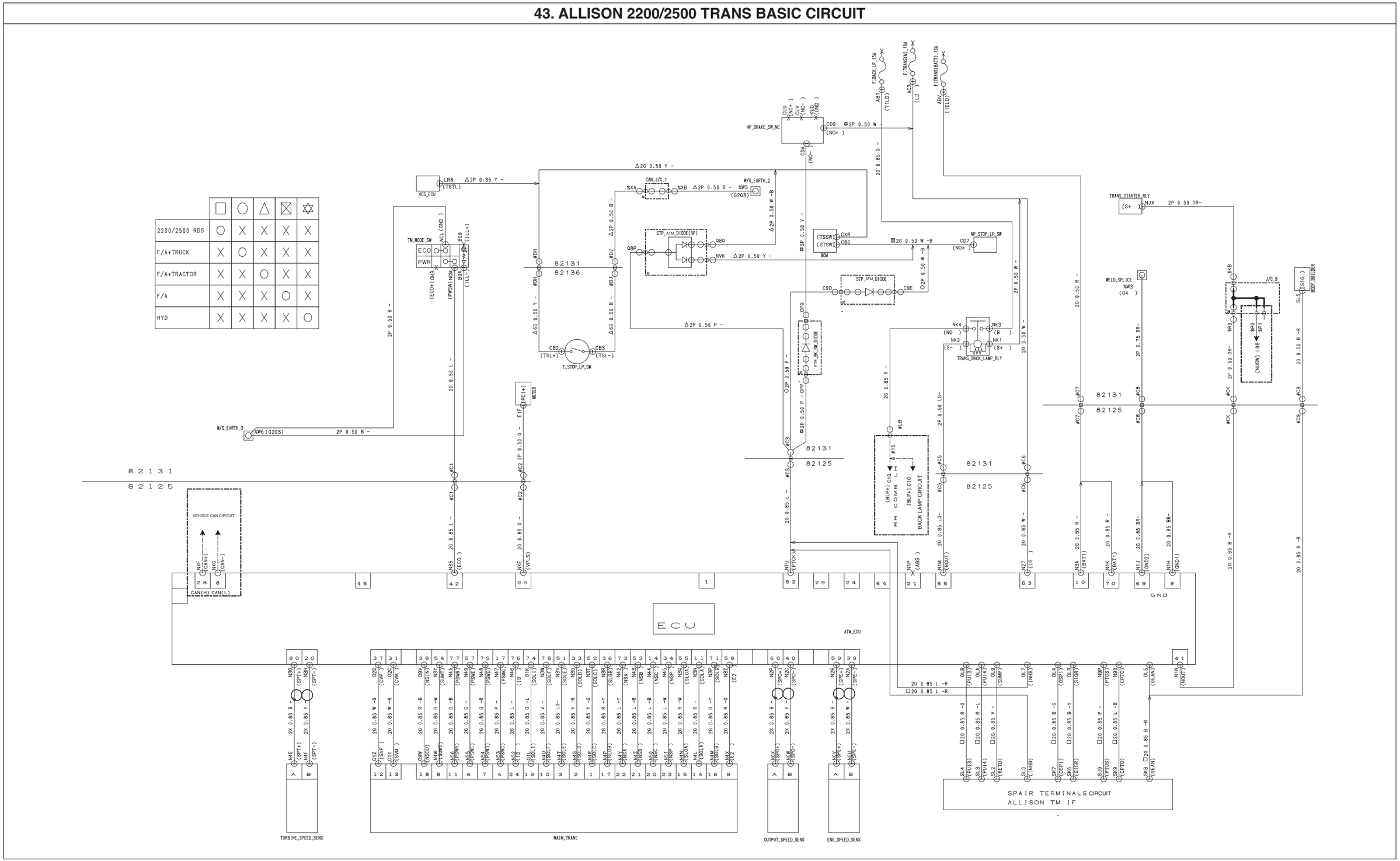

44. ALLISON 3000/3500 TRANS BASIC CIRCUIT

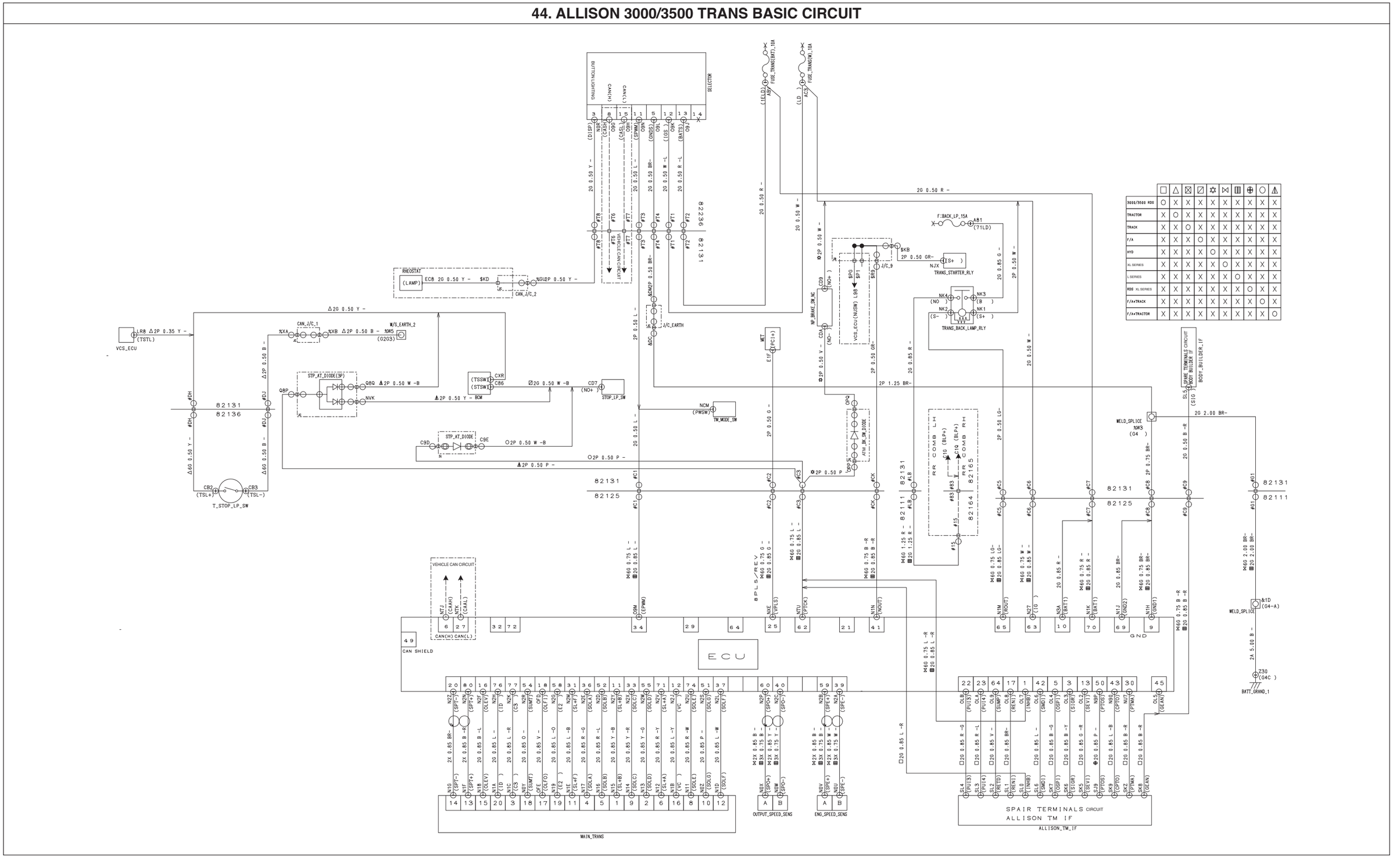

45. DIAGNOSIS CIRCUIT

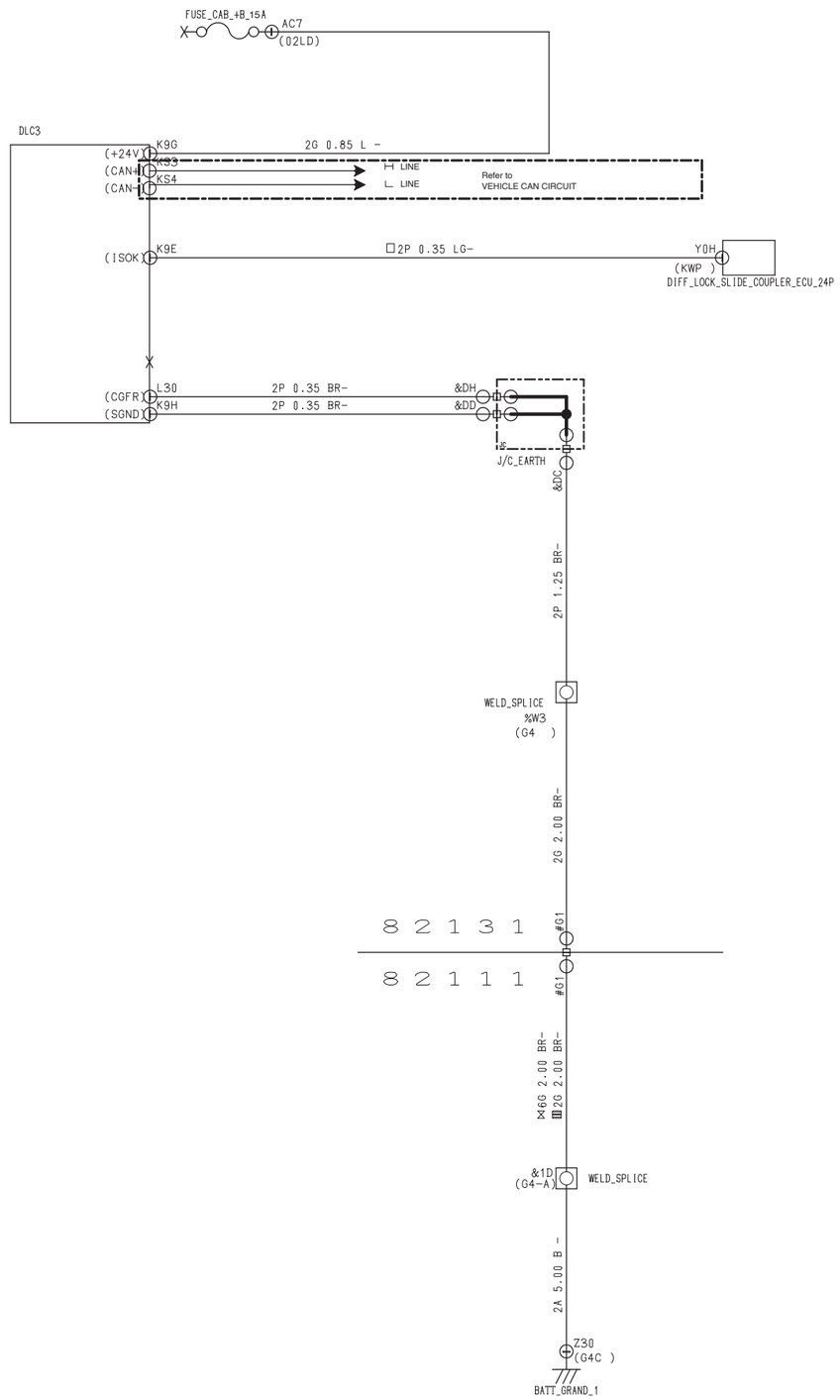

	□	⋈	▥
DIFF_LOCK	○	×	×
XL SERIES	×	○	×
L SERIES	×	×	○

46. DIAG' CONNECTOR CIRCUIT

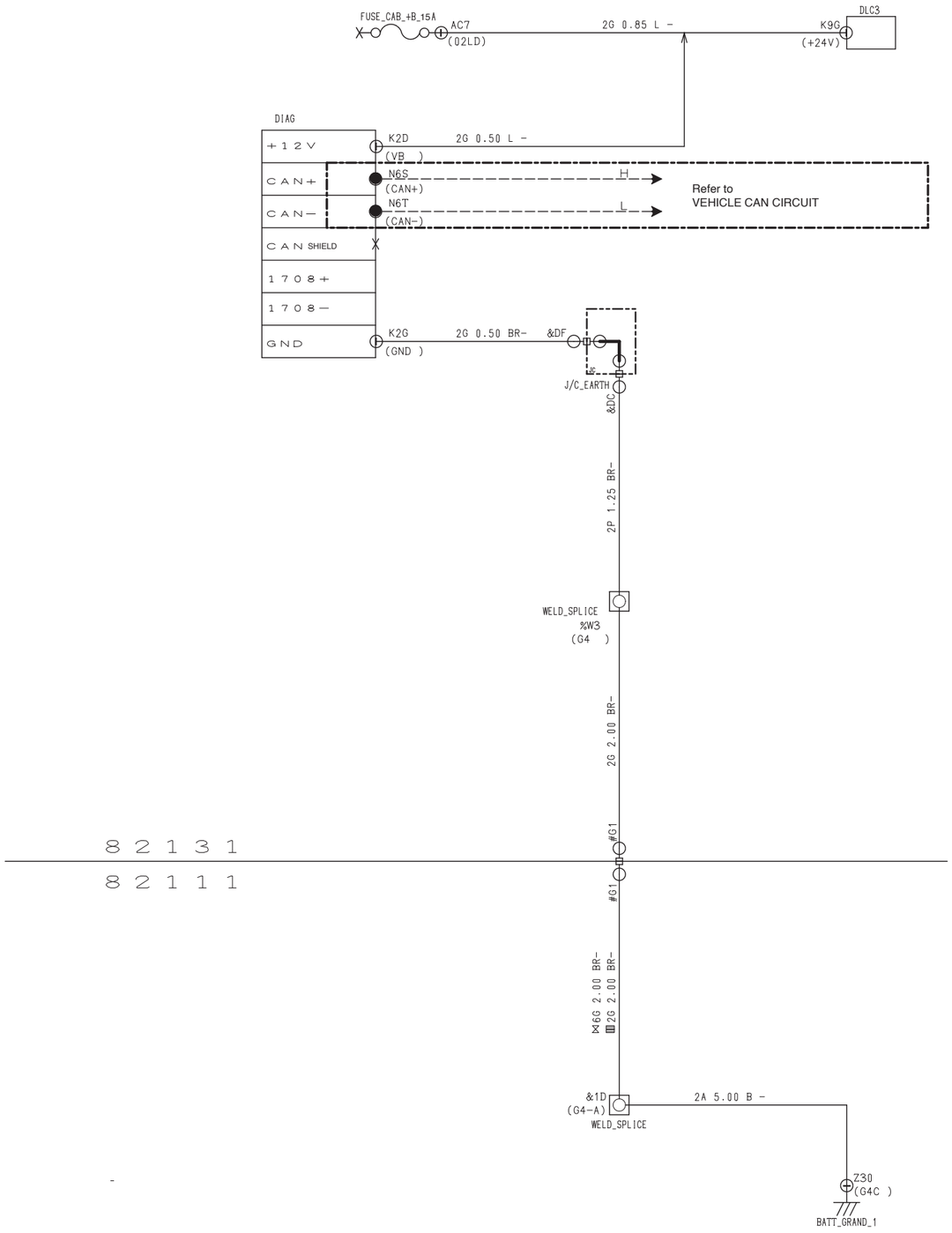

XL SERIES	○	×
L SERIES	×	○

47. DIFF LOCK CONTROL CIRCUIT

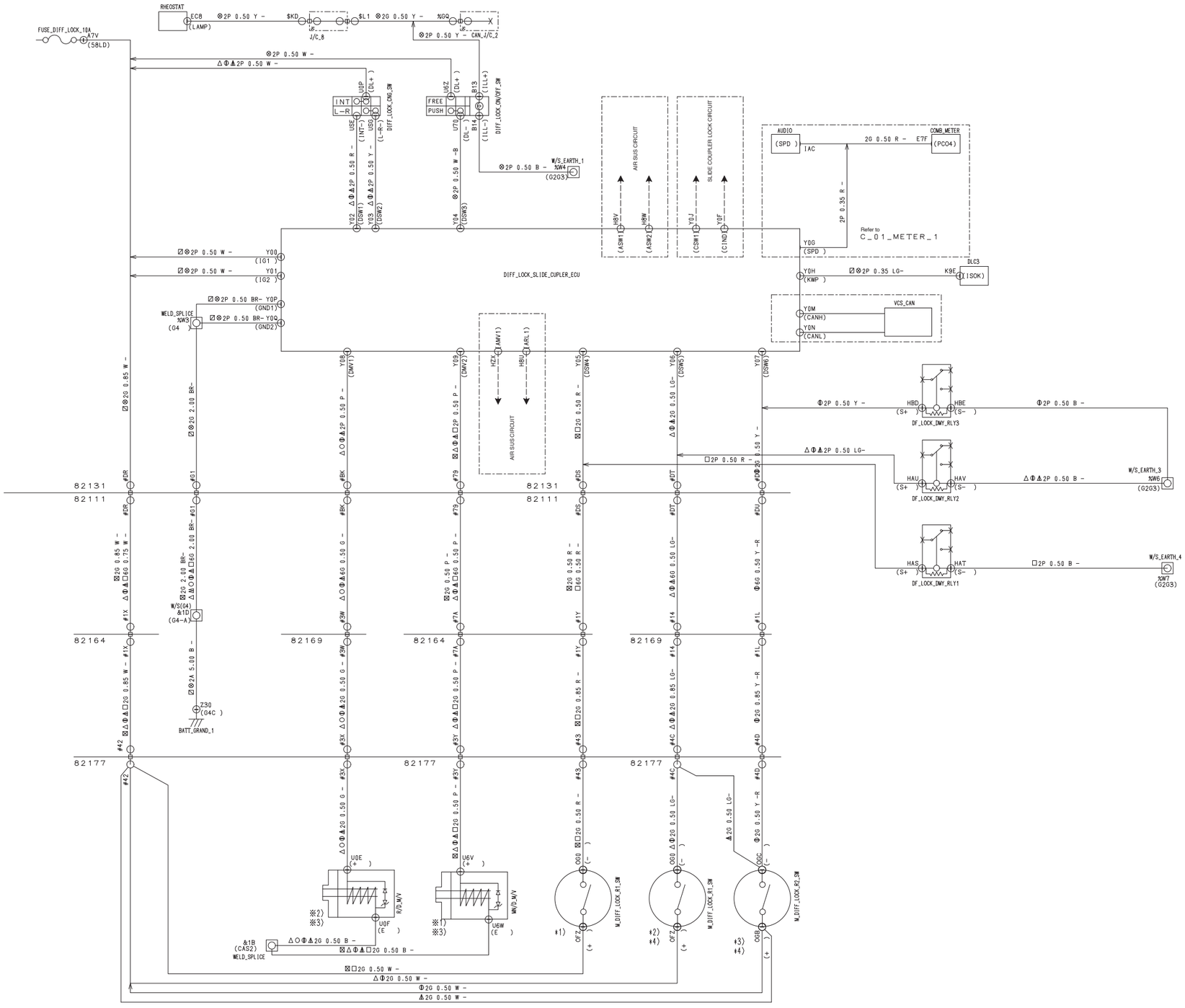

	41D	DIFF_LOCK M/V	M_DIFF_LOCK_R1/R2_SW	DIFF_LOCK_CNG_SW	DIFF_LOCK_ON/OFF_SW
4×2	A⊕ DIFF LOCK	※1	＊1	—	○
	LESS	—	—	—	—
6×4	INTER AXLE DIFF LOCK	※2	—	—	○
	A⊕ INTER+R1 MANUAL D/LOCK	※3	＊2	○	○
	A⊕ INTER+R2 MANUAL D/LOCK	※3	＊3	○	○
	A⊕ CROSS LOCK	※3	＊4	○	○

	□	○	◐	△	◭	⊠	⊗	◪	⩚
DIFF_LOCK_DANA	○	X	X	X	X	X	X	X	X
INT_AXLE_DIFF_LOCK	X	○	X	X	X	X	X	X	X
CROSS_LOCK	X	X	○	X	X	X	X	X	X
INT+R1_M_D/LOCK	X	X	X	○	X	X	X	X	X
INT+R2_M_D/LOCK	X	X	X	X	○	X	X	X	X
DIFF_LOCK_METER	X	X	X	X	X	○	X	X	X
W/DIFF_LOCK	X	X	X	X	X	X	○	X	X
W/AIRSUS	X	X	X	X	X	X	X	○	X
L/DIFF_LOCK_&_W/AIRSUS	X	X	X	X	X	X	X	X	○

48. AIR DRIER CIRCUIT

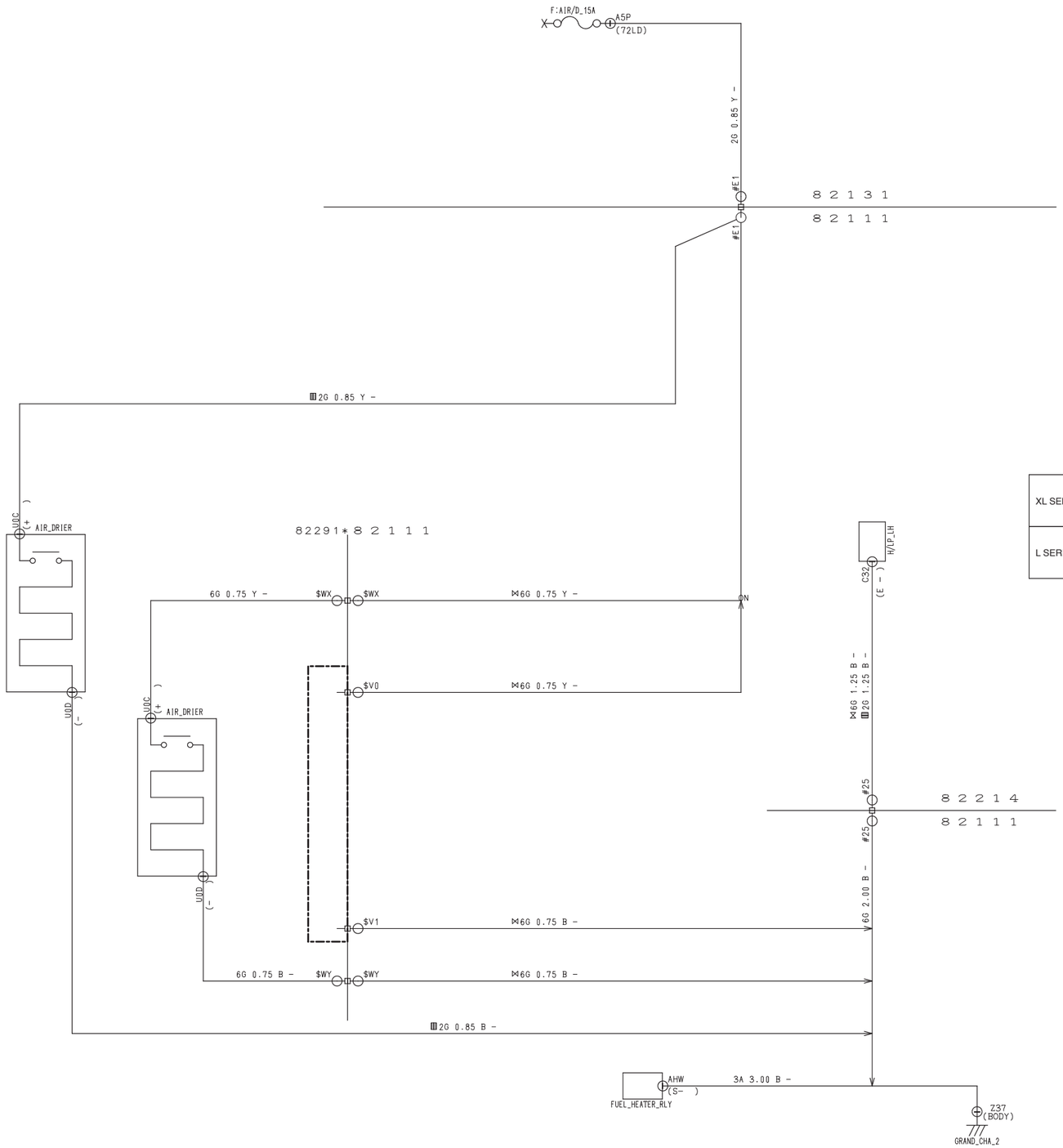

XL SERIES	○	×
L SERIES	×	○

49. AIR SUS DUMP CIRCUIT

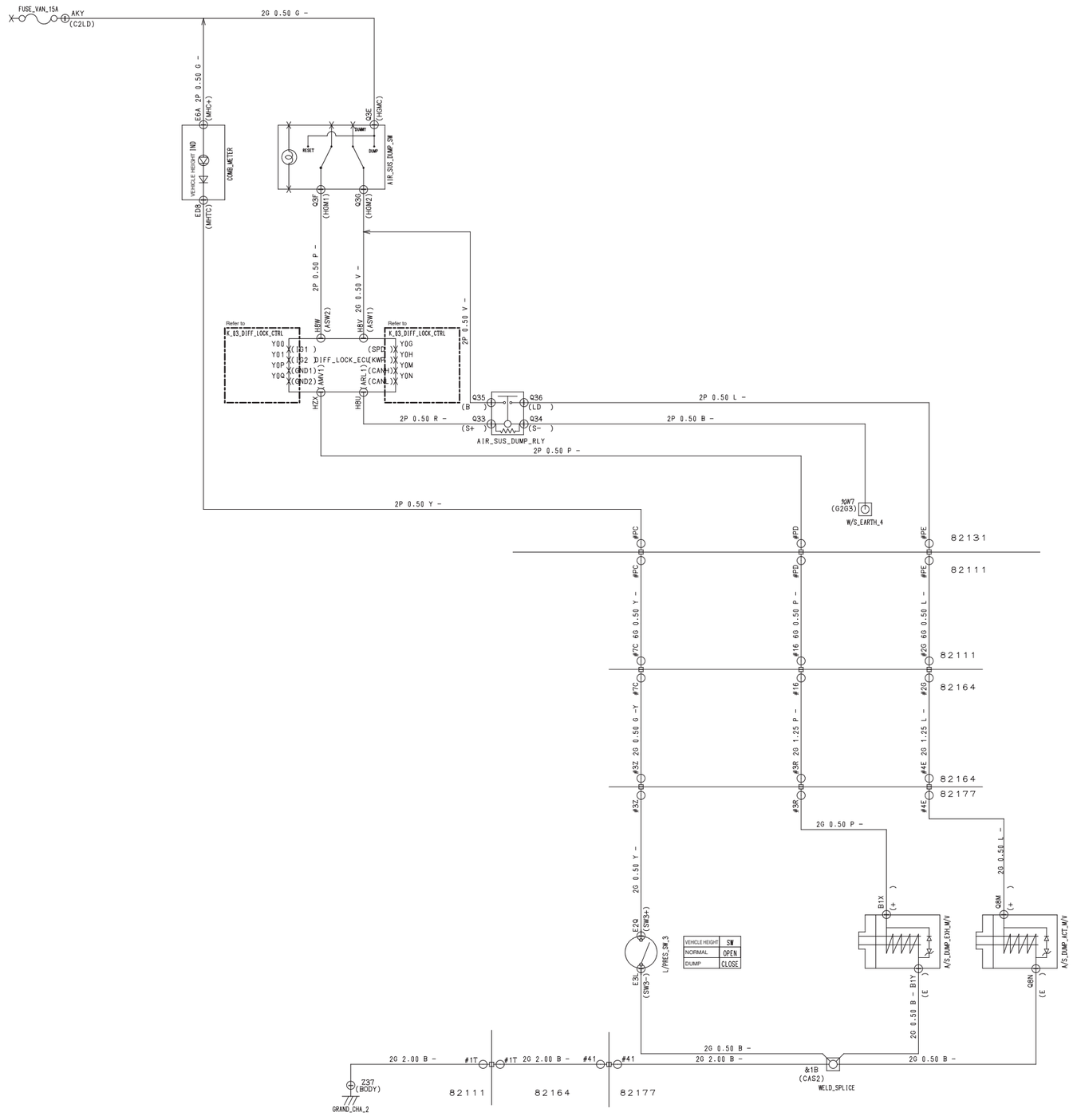

50. VEHICLE CAN CIRCUIT

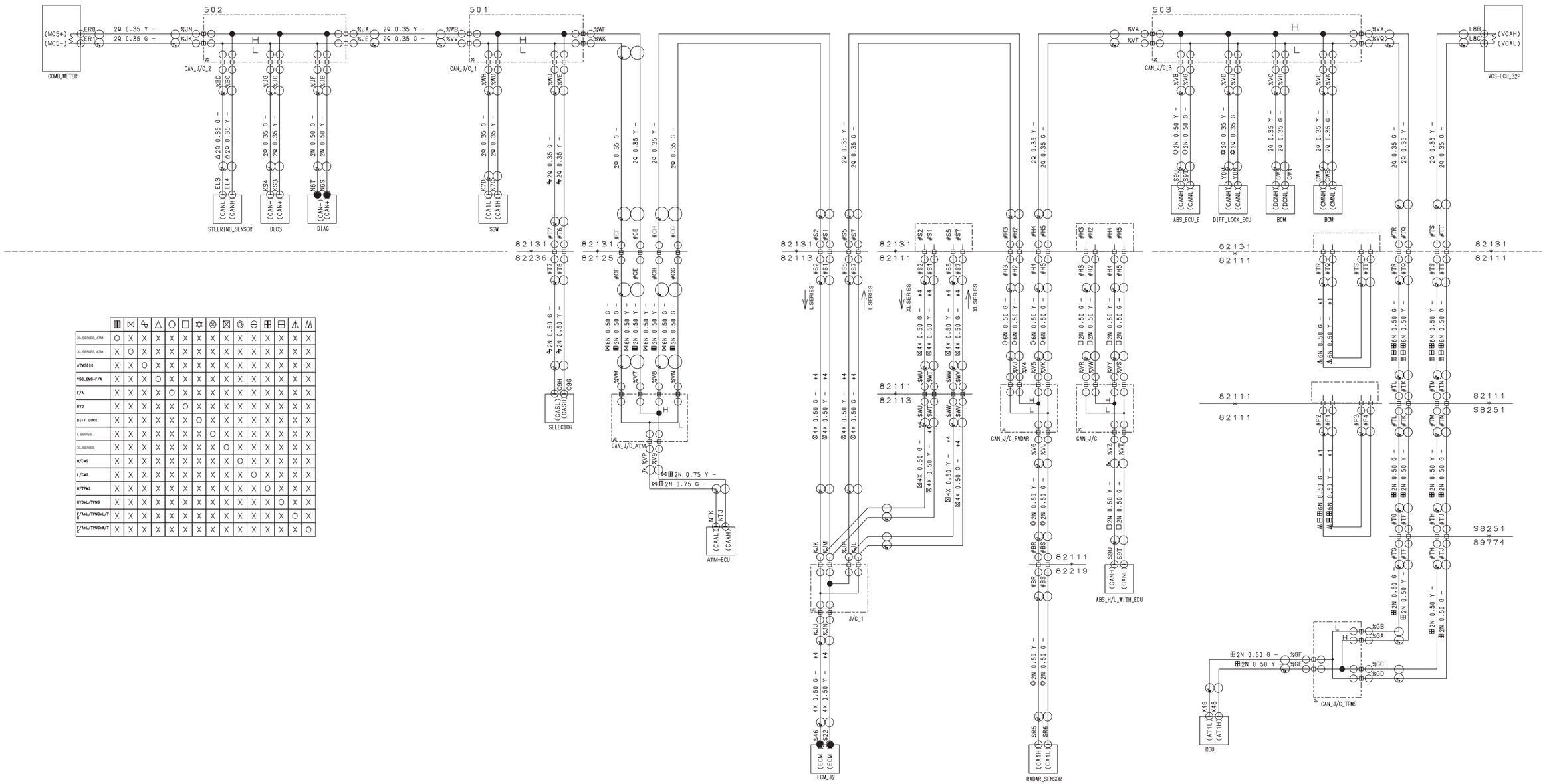

XL SERIES,ATM	O	X	X	X	X	X	X	X	X	X	X	X	X	X
XL SERIES,ATM	X	O	X	X	X	X	X	X	X	X	X	X	X	X
ATM3000	X	X	O	X	X	X	X	X	X	X	X	X	X	X
VSC_CWS+F/A	X	X	X	O	X	X	X	X	X	X	X	X	X	X
F/A	X	X	X	X	O	X	X	X	X	X	X	X	X	X
HYD	X	X	X	X	X	O	X	X	X	X	X	X	X	X
DIFF LOCK	X	X	X	X	X	X	O	X	X	X	X	X	X	X
L SERIES	X	X	X	X	X	X	X	O	X	X	X	X	X	X
XL SERIES	X	X	X	X	X	X	X	X	O	X	X	X	X	X
W/CWS	X	X	X	X	X	X	X	X	X	O	X	X	X	X
L/CWS	X	X	X	X	X	X	X	X	X	X	O	X	X	X
W/TPMS	X	X	X	X	X	X	X	X	X	X	X	O	X	X
HYD+L/TPMS	X	X	X	X	X	X	X	X	X	X	X	X	O	X
F/A+L/TPMS+L/TC	X	X	X	X	X	X	X	X	X	X	X	X	X	O
F/A+L/TPMS+W/TC	X	X	X	X	X	X	X	X	X	X	X	X	X	O

51. TELEMATICS CIRCUIT

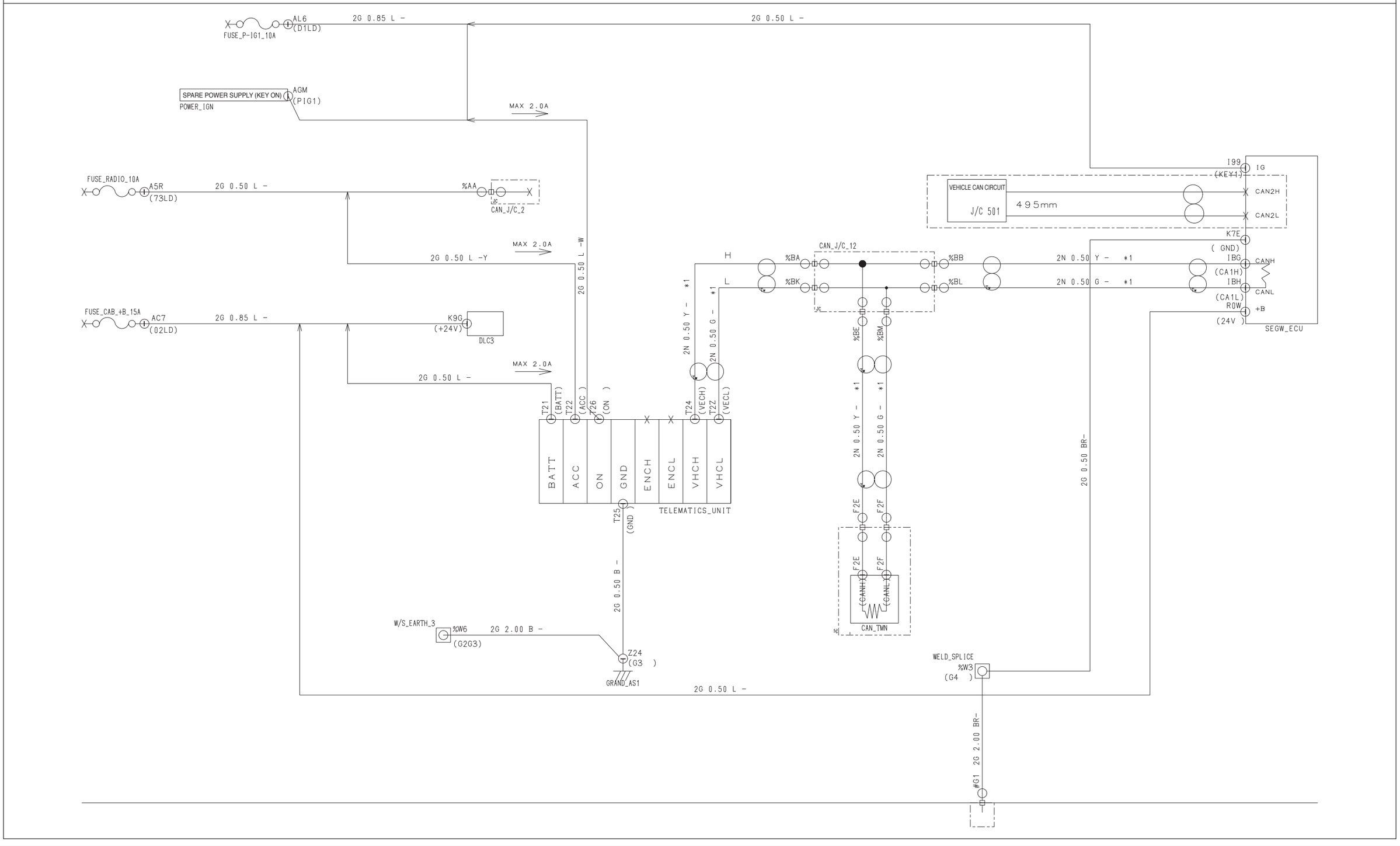

52. SLIDE COUPLER LOCK CIRCUIT

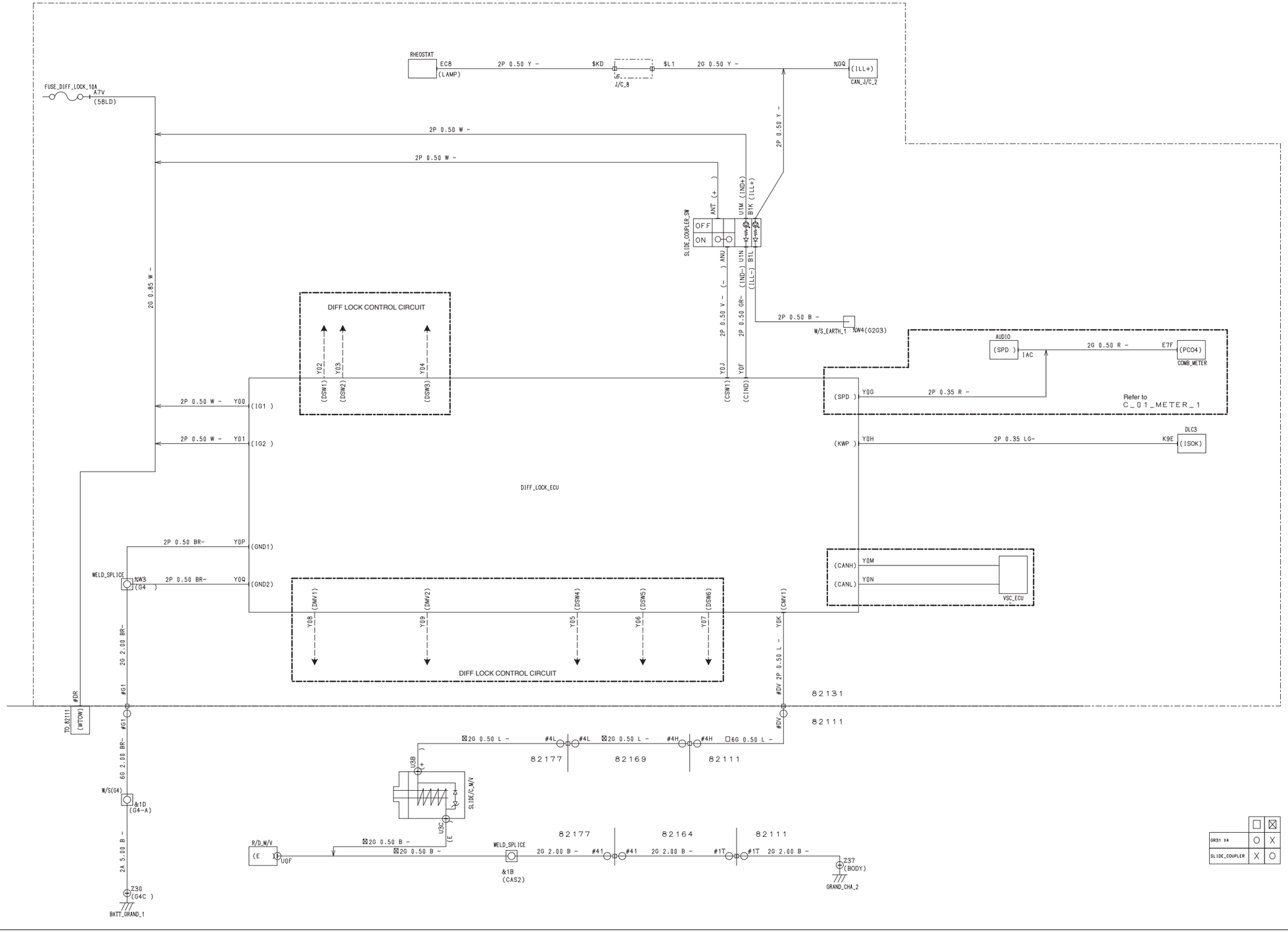

53. FUEL FILTER SYSTEM CIRCUIT

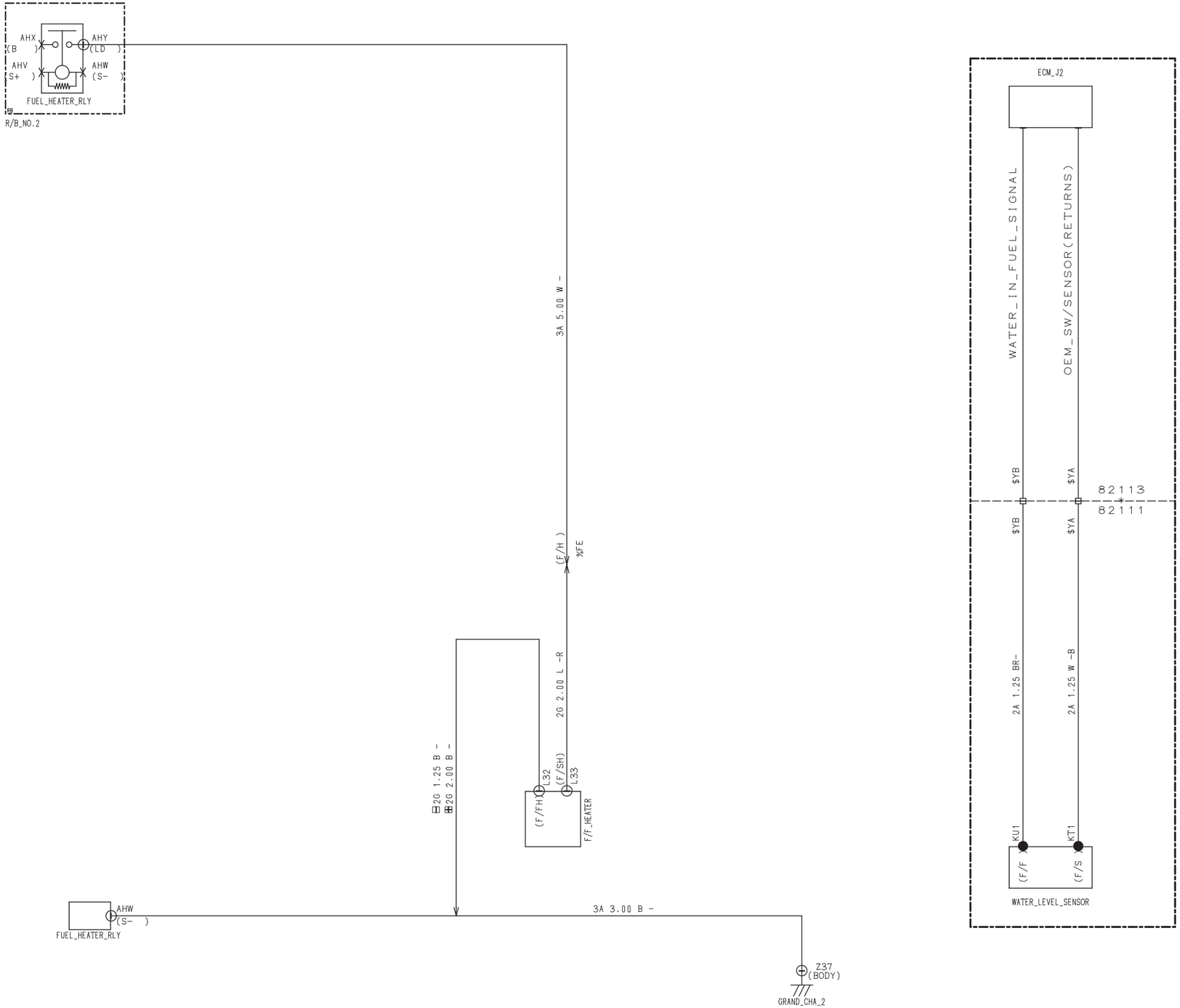

	⊞	⊟
L SERIES	○	X
XL SERIES	X	○

5. CONNECTORS

The Table of Connector No.

CONNECTOR No.
82090
82111
82113
82122
82123
82124
82125
82126
82127
82128
82130
82131
82136
82142
82151
82152
82153
82161
82164
82165
82169
82171
82177
82213
82214
82219
82235
82236
82284
82286
82287
82288
82291
82412
82422
82627
84523
89774
S8251

[NOTE] 1) There are all the specifications included options.
2) When you use these connectors, please understand the vehicle specifications.

82090(1/1)

No.	PART NAME	CONN. COLOR	LOCATION	APPLI-CATION
1	CHASS_GRAND 10 RR 2 Z20 *A4-38R-C			L SERIES
1	GRAND_CHASSIS 10 LH2 Z14 *A2-38R-C			XL SERIES
1	CHASS_GRAND 10 05 Z11 *A4-38R-C			XL SERIES _4BATT
2	BATTERY_GRAND 10 LH1 Z13 *A4-38R-C			L SERIES
2	GRAND_CHA_3 8 03 Z10 *A6-56R-C			XL SERIES
2	BATTERY_GND 10 RH1 Z15 *A4-38R-C			XL SERIES _4BATT

No.	PART NAME	CONN. COLOR	LOCATION	APPLI-CATION
3	GRAND_CHA_1 8 INT1 Z17 *A6-56R-C			XL SERIES

No.	PART NAME	CONN. COLOR	LOCATION	APPLI-CATION
1	R/B_NO.2	B		

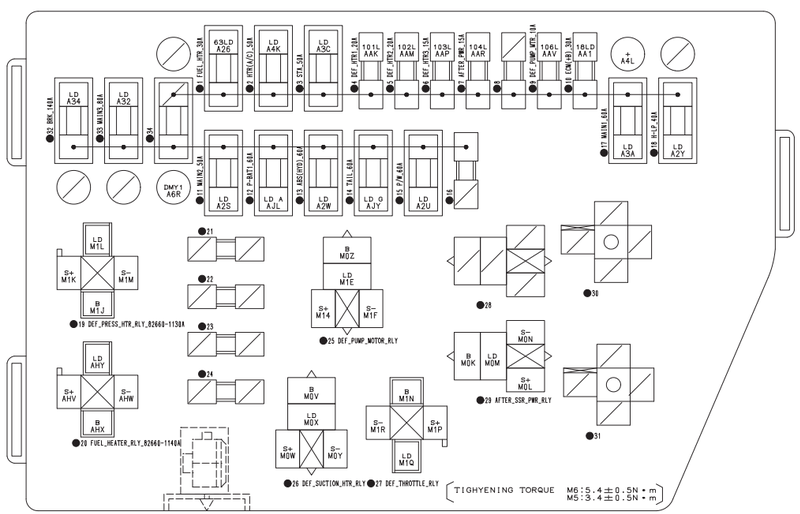

*82620-1590A

FL(A1)30A:SZ980-58056 (A1)40A:SZ980-58060 (A1)50A:SZ980-58055 (A1)60A:SZ980-58061
(B1)40A:SZ980-58062 (B1)60A:SZ980-58063 (B1)80A:90982-08253 (B1)100A:90982-08273
(B1)140A:SZ980-58064
FUSE 10A:SZ980-57051 15A:SZ980-57052 20A:SZ980-57053 30A:SZ980-57058

No.	PART NAME	CONN. COLOR	LOCATION	APPLI-CATION
3	BATTERY			

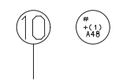

99142-15100

No.	PART NAME	CONN. COLOR	LOCATION	APPLI-CATION
5	FUEL_HEATER	DG		

82560-3830A

No.	PART NAME	CONN. COLOR	LOCATION	APPLI-CATION
9	OPT_CONN_CHA	B		

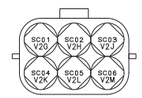

S8281-E0D80

CONNECT S8281-E0D40 COLOR:B
TO 9

RR HOLDER(S8284-E0310)

No.	PART NAME	CONN. COLOR	LOCATION	APPLI-CATION
10	LIGHTING_IF	B		

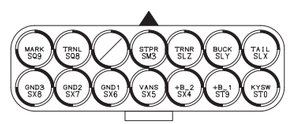

S8281-E0M70

CONNECT S8281-E0M80 COLOR:B
TO 10

No.	PART NAME	CONN. COLOR	LOCATION	APPLI-CATION
30	BATT_GRAND			
	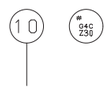 98061-0050A			
31	GRAND_CHA			
	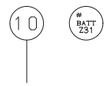 98061-0050A			
33	GRAND_CHA_1			XL SERIES
	82583-1810A			
34	GRAND_CHA_2			XL SERIES
	82583-1820A			
33	GRAND_CHA_1			L SERIES
	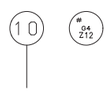 98061-0050A			
34	GRAND_CHA_2			L SERIES
	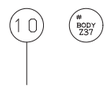 98061-0050A			

No.	PART NAME	CONN. COLOR	LOCATION	APPLI-CATION
35	W/S_&1D			
	SPLCE-W0001			
36	GRAND_CHA_3			XL SERIES
	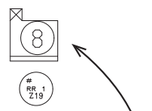 82583-1810A			
37	GRAND_CHA_4			XL SERIES
	82583-1820A			
36	GRAND_CHA_3			L SERIES
	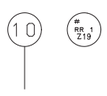 98061-0050A			
37	GRAND_CHA_4			L SERIES
	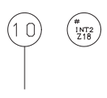 98061-0050A			
38	W/S_&1E			
	SPLCE-W0001			

No.	PART NAME	CONN. COLOR	LOCATION	APPLI-CATION
40	FUEL_SENDER_LH	DG		
	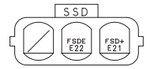 82560-4350A			
50	MOTOR_RLY	B		
	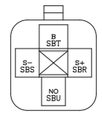 82828-1160A			
51	FLOW_SW	GR		
	82828-1170A			
52	DIFFERENT_SW	B		
	82560-2530A			
60	AIR_HORN_M/V	B		
	82580-9250A			
	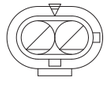 82580-7170B_CAP COLOR(B)			

No.	PART NAME	CONN. COLOR	LOCATION	APPLI-CATION
61	HORN_HI(−)	B		
	82580-7590A			
62	HORN_HI(+)	B		
	82580-7590A			
63	HORN_LO(−)	B		
	82580-7590A			
64	HORN_LO(+)	B		
	82580-7590A			
80	AMB_TEMP_SSR	GR		
	S8281-E0850			
90	ABS_SENSOR_FR_LH	B		
	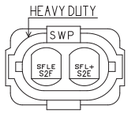 82560-4720A			
91	ABS_SENSOR_FR_RH	B		
	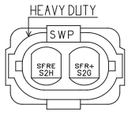 82560-4720A			

No.	PART NAME	CONN. COLOR	LOCATION	APPLI-CATION
92	ESC_ECU_E8	B		
	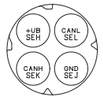 82560-1340A			
	S8284-E0550			
93	FR_AXLE_PACKAGE_LH	B		L SERIES, XL SERIES ABS I EBS_ESC
	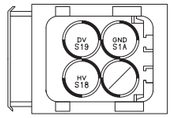 S8281-E0F50			
94	FR_AXLE_PACKAGE_RH	B		L SERIES, XL SERIES ABS I EBS_ESC
	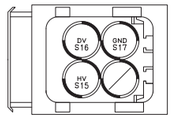 S8281-E0F50			

No.	PART NAME	CONN. COLOR	LOCATION	APPLI-CATION
95	FRONT_AXLE_PACKAGE_ATC	B		
	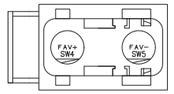 82824-E1640			
	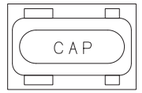 S8286-E0010			
97	TRAILER_SOCKET	B		
	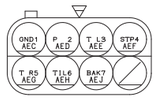 82580-6040B			
	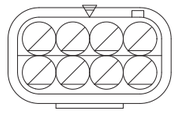 82580-6030B_CAP			

No.	PART NAME	CONN. COLOR	LOCATION	APPLI-CATION
121	AIR_DRIER(F/A)	B		L SERIES

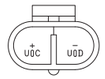

82560-4660A

No.	PART NAME	CONN. COLOR	LOCATION	APPLI-CATION
156	ABS_H/U_WITH_ECU	B		

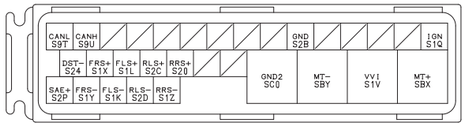

82828-1560A

No.	PART NAME	CONN. COLOR	LOCATION	APPLI-CATION
157	EX5B	B		XL SERIES

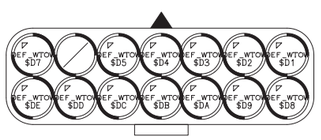

S8281-E0M70

CUMMINS:10763414

No.	PART NAME	CONN. COLOR	LOCATION	APPLI-CATION
158	COL_LEVEL_SENSOR	B		XL SERIES

S8281-E0T00

No.	PART NAME	CONN. COLOR	LOCATION	APPLI-CATION
159	REMOTE_ACCEL_PEDAL	B		XL SERIES

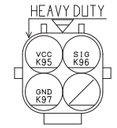

82560-1260A

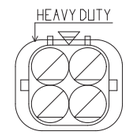

82560-1250A_CAP

COLOR(B)

No.	PART NAME	CONN. COLOR	LOCATION	APPLI-CATION
160	A/C_COMPRESSOR	B		XL SERIES

82560-1230A

No.	PART NAME	CONN. COLOR	LOCATION	APPLI-CATION
161	TIRE_MONITOR_ECU2	B		

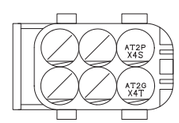

82824-E1D40

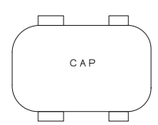

82821-E0310

COLOR(B)

No.	PART NAME	CONN. COLOR	LOCATION	APPLI-CATION
162	DEF_PUMP_MOTOR_DIODE	B		

82560-3800A

85902-1200A

No.	PART NAME	CONN. COLOR	LOCATION	APPLI-CATION
163	AFTER_SSR_PWR_DIODE	B		

82560-3800A

85902-1200A

No.	PART NAME	CONN. COLOR	LOCATION	APPLI-CATION
164	WATAR_INFUEL_SSR	B		
165	DEF_LINE_HEATING_DIODE	B		
400	TO_82113_1	B		XL SERIES 28L(7.4GAL)

S8281-E0T20

82560-3800A

85902-1200A

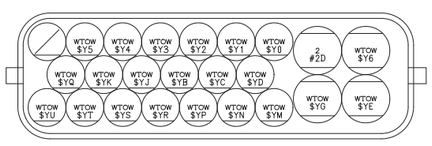

82560-1320A

No.	PART NAME	CONN. COLOR	LOCATION	APPLI-CATION
400	TO_82113_1			L SERIES
400	TO_82113_1	B		XL SERIES 59L(15.6GAL)
401	TO_82113_2	B		XL SERIES

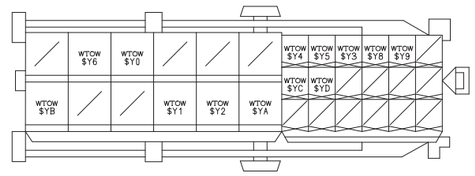

82824-E1260

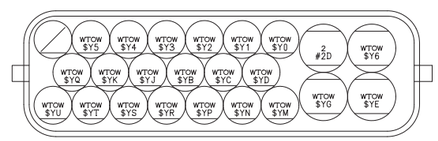

82560-1320A

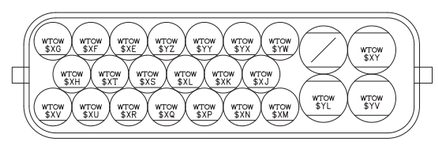

82560-1320A

No.	PART NAME	CONN. COLOR	LOCATION	APPLI-CATION
401	TO_82113_2	GR		L SERIES
402	TO_82128	B		L SERIES
402	TO_82128	B		XL SERIES 59L(15.6GAL)

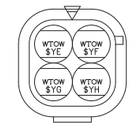

82580-7750B

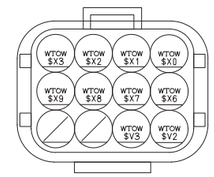

S8281-E0R00

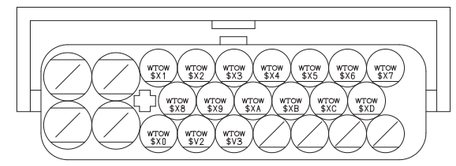

82560-1330A

No.	PART NAME	CONN. COLOR	LOCATION	APPLI-CATION
402	TO_82128	B		XL SERIES 28L(7.4GAL)

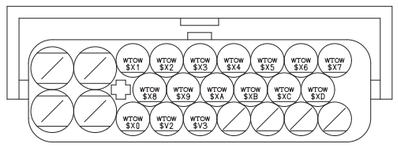

82560-1330A

No.	PART NAME	CONN. COLOR	LOCATION	APPLI-CATION
403	TO_82113_3	B		XL SERIES

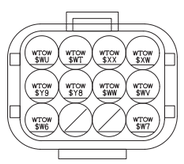

S8281-E0R00

No.	PART NAME	CONN. COLOR	LOCATION	APPLI-CATION
404	TO_82131_7			XL SERIES

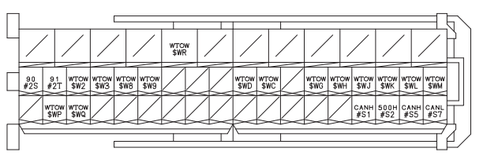

82824-E0W50

No.	PART NAME	CONN. COLOR	LOCATION	APPLI-CATION
405	TO_82131_1			

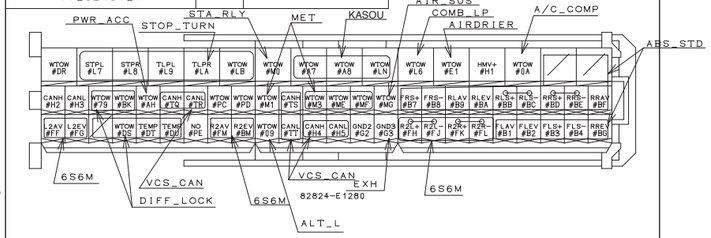

No.	PART NAME	CONN. COLOR	LOCATION	APPLI-CATION
406	TO_82131_2	G		

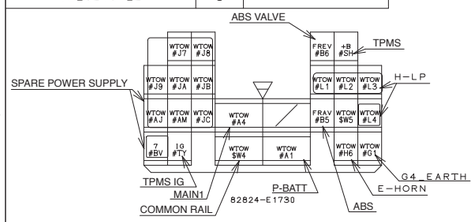

No.	PART NAME	CONN. COLOR	LOCATION	APPLI-CATION
407	TO_82131_3			

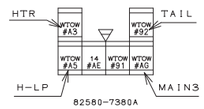

82580-7380A

No.	PART NAME	CONN. COLOR	LOCATION	APPLI-CATION
408	TO_82131_4			

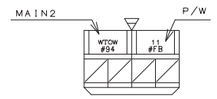

82824-E1180

No.	PART NAME	CONN. COLOR	LOCATION	APPLI-CATION
409	TO_82131_5			

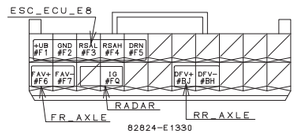

82824-E1330

No.	PART NAME	CONN. COLOR	LOCATION	APPLI-CATION
410	TO_82164_24P	B		

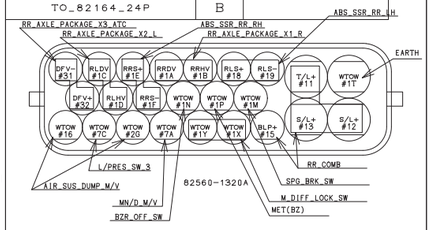

No.	PART NAME	CONN. COLOR	LOCATION	APPLI-CATION
411	TO_82169_16P	B		XL SERIES

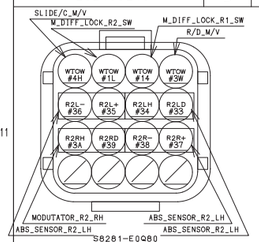

S8281-E0Q80

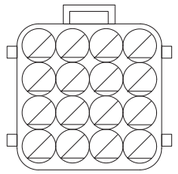

*S8281-E0Q90_CAP

No.	PART NAME	CONN. COLOR	LOCATION	APPLI-CATION
412	TO_82214	B		L SERIES

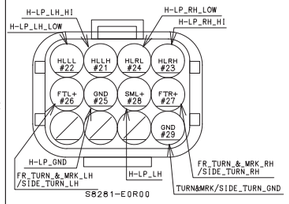

S8281-E0R00

No.	PART NAME	CONN. COLOR	LOCATION	APPLI-CATION
412	TO_82214	B		XL SERIES

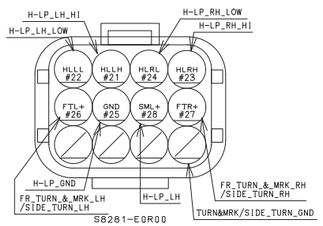

No.	PART NAME	CONN. COLOR	LOCATION	APPLI-CATION
415	TO_82131_6			

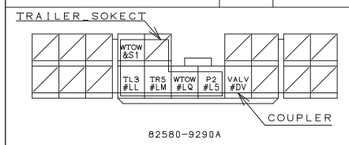

No.	PART NAME	CONN. COLOR	LOCATION	APPLI-CATION
416	TO_84523	B		

No.	PART NAME	CONN. COLOR	LOCATION	APPLI-CATION
417	TO_82219	B		

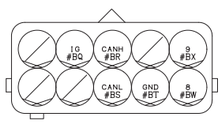

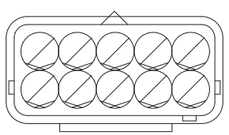

No.	PART NAME	CONN. COLOR	LOCATION	APPLI-CATION
418	TO_82291_FR	B		XL SERIES

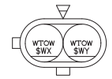

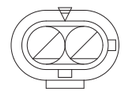

No.	PART NAME	CONN. COLOR	LOCATION	APPLI-CATION
419	TO_82291_RR	B		XL SERIES

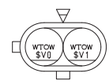

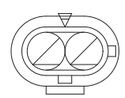

No.	PART NAME	CONN. COLOR	LOCATION	APPLI-CATION
420	TO_S8251_TO_TPMS_SHORT	GR		

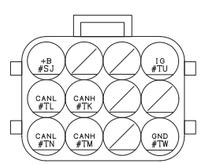

No.	PART NAME	CONN. COLOR	LOCATION	APPLI-CATION
421	TPMS_SHORT	GR		

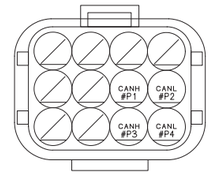

No.	PART NAME	CONN. COLOR	LOCATION	APPLI-CATION
422	TO_MOTOR_PUMP	B		

No.	PART NAME	CONN. COLOR	LOCATION	APPLI-CATION
431	TO_82130_A/C_COMP	GR		L SERIES

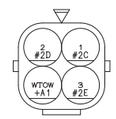

No.	PART NAME	CONN. COLOR	LOCATION	APPLI-CATION
431	TO_82130	B		XL SERIES

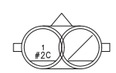

No.	PART NAME	CONN. COLOR	LOCATION	APPLI-CATION
500	CAN_J/C_RADAR	GR		
	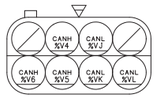 82580-6040B			
	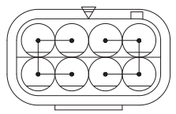 82550-1230A			
501	CAN_J/C_HYD	GR		
	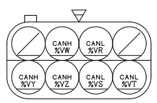 82580-6040B			
	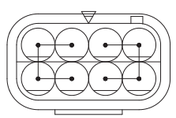 82550-1230A			
601	W/S_UREA_HTR			
	SPLCE-W0001			
602	W/S_UREA_HTR			
	SPLCE-W0001			

No.	PART NAME	CONN. COLOR	LOCATION	APPLI-CATION
603	W/S_UREA_HTR			
	SPLCE-W0001			
604	W/S			
	SPLCE-W0001			
605	W/S			XL SERIES
	SPLCE-W0001			
606	W/S			XL SERIES
	SPLCE-W0001			
607	W/S			XL SERIES
	SPLCE-W0001			
608	W/S			
	SPLCE-W0001			

No.	PART NAME	CONN. COLOR	LOCATION	APPLI-CATION
1	ECM_J2	B		

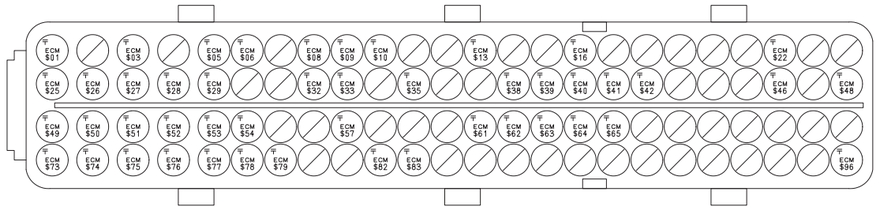

S8281-E0T50

CUMMINS:13964572

No.	PART NAME	CONN. COLOR	LOCATION	APPLI-CATION
2	EX5B	B		L SERIES

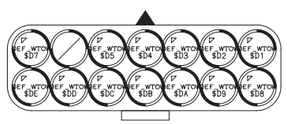

S8281-E0M70

CUMMINS:10763414

No.	PART NAME	CONN. COLOR	LOCATION	APPLI-CATION
3	CC1D	GR		

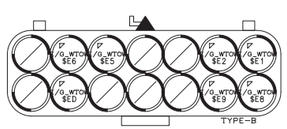

S8281-E0T10

CUMMINS:13533441

No.	PART NAME	CONN. COLOR	LOCATION	APPLI-CATION
4	COL_LEVEL_SENSOR	B		L SERIES

S8281-E0T00

DELPHI:12110293

No.	PART NAME	CONN. COLOR	LOCATION	APPLI-CATION
5	REMOTE_ACCEL_PEDAL	B		L SERIES

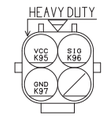

82560-1260A

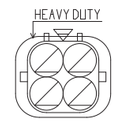

82560-1250A_CAP

COLOR(B)

No.	PART NAME	CONN. COLOR	LOCATION	APPLI-CATION
6	TELEMATICS_CONNECTOR	B		

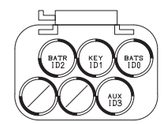

S8281-E0X20

No.	PART NAME	CONN. COLOR	LOCATION	APPLI-CATION
36	TO_82131_48P			L SERIES

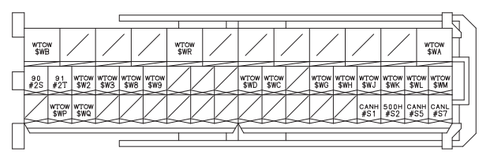

82824-E0W50

No.	PART NAME	CONN. COLOR	LOCATION	APPLI-CATION
50	GRAND_ENG_BLOCK			
51	STA_C			XL SERIES
400	TO_82111_1			L SERIES
400	TO_82111_1	B		XL SERIES

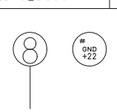

99141-12008

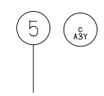

99141-12005

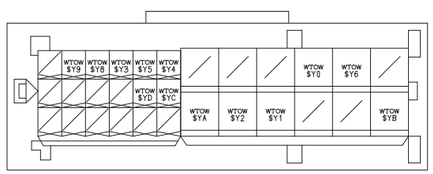

82824-E1250

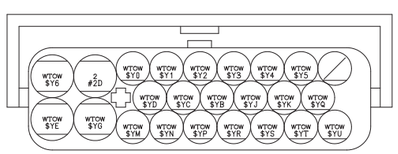

82560-1330A

No.	PART NAME	CONN. COLOR	LOCATION	APPLI-CATION
401	TO_82111_2	B		XL SERIES
401	TO_82111_2	GR		L SERIES
402	TO_82128	B		L SERIES
403	TO_82111_3	B		XL SERIES

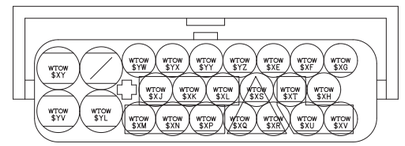

82560-1330A

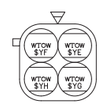

82580-7760B

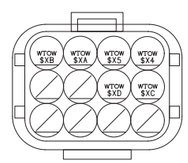

S8281-E0R00

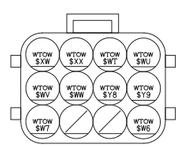

S8281-E0R10

No.	PART NAME	CONN. COLOR	LOCATION	APPLI-CATION
500	J/C_1	B		
501	J/C_2	B		
601	W/S			L SERIES

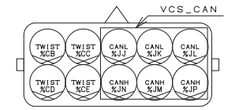

S8281-E0E80

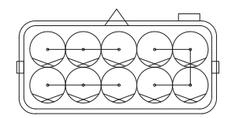

S8281-E0E90

COLOR(B)

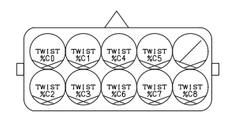

S8281-E0E80

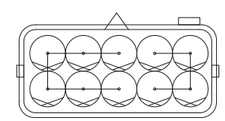

S8281-E0F00

COLOR(GR)

SPLCE-W0001

82113(3/3)

No.	PART NAME	CONN. COLOR	LOCATION	APPLI-CATION
602	W/S			L SERIES
	ENG_B %U6			
	SPLCE-W0001			
603	W/S			
	B %U7			
	SPLCE-W0001			
604	W/S			
	G4 %U8			
	SPLCE-W0001			
605	W/S			
	E %U9			
	SPLCE-W0001			
606	W/S			
	B %UA			
	SPLCE-W0001			

82122(1/1)

No.	PART NAME	CONN. COLOR	LOCATION	APPLI-CATION
1	STARTER1			
	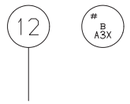 *82675-E0540			
2	BATTERY			XL SERIES 28L(7.4GAL)
	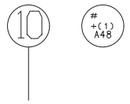 *82583-1780A			
2	BATTERY			L SERIES XL SERIES 59L(15.6GAL)
	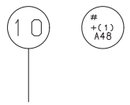 82675-E0450			

82123(1/1)

No.	PART NAME	CONN. COLOR	LOCATION	APPLI-CATION
1	BATTERY1			
	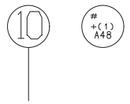 *82583-1780A			
2	BATTERY2			
	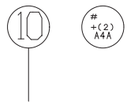 *82583-1780A			
2	BATTERY3			
	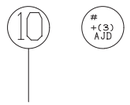 *82583-1780A			

82124(1/1)

No.	PART NAME	CONN. COLOR	LOCATION	APPLI-CATION
1	BATTERY1			
	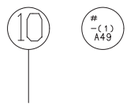 *82583-1780A			
2	BATTERY_GND			
	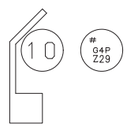 82675-E0200			

No.	PART NAME	CONN. COLOR	LOCATION	APPLI-CATION
1	TO_82131_22P			

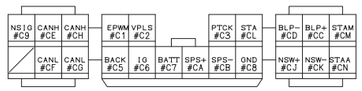

82580-9990A

No.	PART NAME	CONN. COLOR	LOCATION	APPLI-CATION
3	SPEED_SENSOR	B		

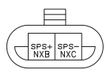

82560-1990A

No.	PART NAME	CONN. COLOR	LOCATION	APPLI-CATION
4	BACK_LP_SW	B		

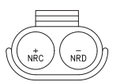

82828-1210A

No.	PART NAME	CONN. COLOR	LOCATION	APPLI-CATION
5	NEUTRAL_SW	GR		

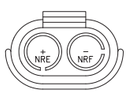

S8281-E0N90

No.	PART NAME	CONN. COLOR	LOCATION	APPLI-CATION
6	EG_SPEED_SENS_3(HS)	B		

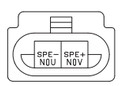

82828-1610A

No.	PART NAME	CONN. COLOR	LOCATION	APPLI-CATION
7	EG_SPEED_SENS_3(RDS)	B		

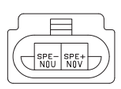

82828-1610A

No.	PART NAME	CONN. COLOR	LOCATION	APPLI-CATION
8	OUTPUT_SPEED_SENS	B		

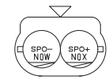

S8281-E0V10

No.	PART NAME	CONN. COLOR	LOCATION	APPLI-CATION
9	MAIN_TRANS(AT3000)	B		

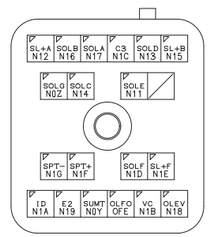

82828-1580A

No.	PART NAME	CONN. COLOR	LOCATION	APPLI-CATION
10	ALLISON_ECU	B		ALLISON 3000 / 3500

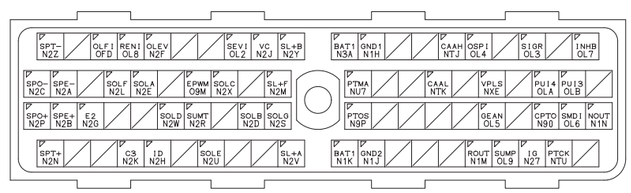

82828-1570A

No.	PART NAME	CONN. COLOR	LOCATION	APPLI-CATION
10	ALLISON_ECU	B		ALLISON 2200 / 2500

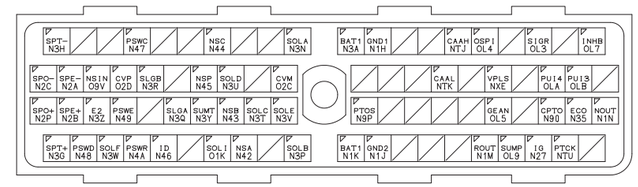

82828-1570A

No.	PART NAME	CONN. COLOR	LOCATION	APPLI-CATION
16	ENG_SPEED_SENS	B		

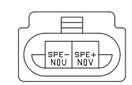

82828-1610A

No.	PART NAME	CONN. COLOR	LOCATION	APPLI-CATION
17	TB_SPEED_SENS	B		

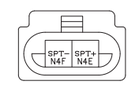

82828-1610A

No.	PART NAME	CONN. COLOR	LOCATION	APPLI-CATION
18	OP_SPEED_SENS	B		

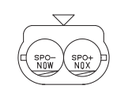

S8281-E0V10

82125(2/2)

No.	PART NAME	CONN. COLOR	LOCATION	APPLI-CATION
19	MAIN_TRANS(AT2000)	B		

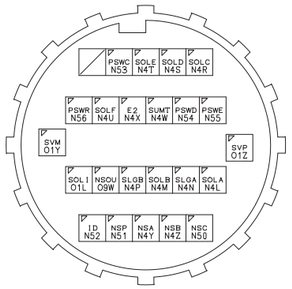

82828-1590A

No.	PART NAME	CONN. COLOR	LOCATION	APPLI-CATION
25	ALLISON_TM_IF	GR		

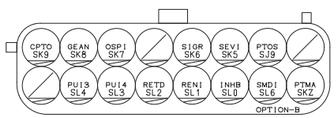

S8281-E0M20

CONNECT S8281-E0M30 COLOR:GR
TO 25

No.	PART NAME	CONN. COLOR	LOCATION	APPLI-CATION
30	CAN_J/C_AT	GR		

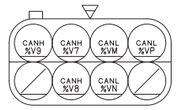

82580-6040B

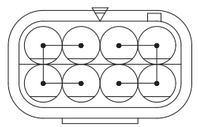

82550-1230A

82126(1/1)

No.	PART NAME	CONN. COLOR	LOCATION	APPLI-CATION
1	JUMP_STUD_POS			XL SERIES
	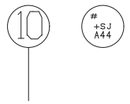 *82583-1780A			
1	JUMP_STUD_POS			L SERIES
	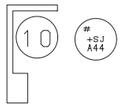 82583-1850A			
2	BATTERY2_(+)			
	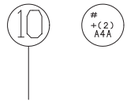 *82583-1780A			

82127(1/1)

No.	PART NAME	CONN. COLOR	LOCATION	APPLI-CATION
1	JUMP_STUD_NEG			XL SERIES
	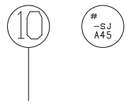 *82583-1780A			
1	JUMP_STUD_NEG			L SERIES
	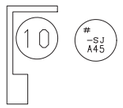 82675-E0530			
2	BATTERY2_(-)			
	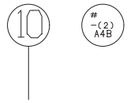 *82583-1780A			

No.	PART NAME	CONN. COLOR	LOCATION	APPLI-CATION
1	UREA_HTR_PL	B		

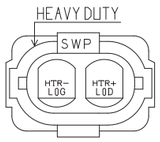

82560-4720A

No.	PART NAME	CONN. COLOR	LOCATION	APPLI-CATION
2	UREA_HTR_SL	B		

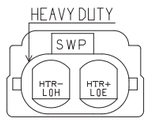

82560-4730A

No.	PART NAME	CONN. COLOR	LOCATION	APPLI-CATION
2	UREA_HTR_SL	B		

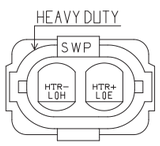

82560-4720A

No.	PART NAME	CONN. COLOR	LOCATION	APPLI-CATION
3	UREA_HTR_RL	B		

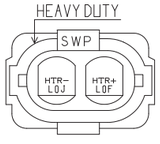

82560-4720A

No.	PART NAME	CONN. COLOR	LOCATION	APPLI-CATION
3	UREA_HTR_RL	B		

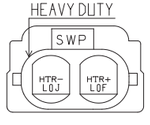

82560-4730A

No.	PART NAME	CONN. COLOR	LOCATION	APPLI-CATION
4	SUPPLY_MODULE	B		

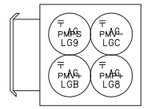

S8281-E0F40

No.	PART NAME	CONN. COLOR	LOCATION	APPLI-CATION
5	W/C_CONTROL_M/V	B		

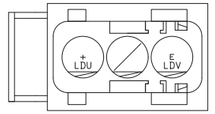

82824-E1620

No.	PART NAME	CONN. COLOR	LOCATION	APPLI-CATION
6	UREA_SENSOR	B		

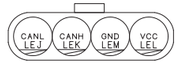

S8281-E0M00

No.	PART NAME	CONN. COLOR	LOCATION	APPLI-CATION
30	CAN_TMN1	B		

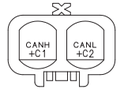

82560-2700A

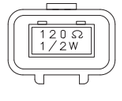

89613-1020A

No.	PART NAME	CONN. COLOR	LOCATION	APPLI-CATION
401	TO_82111	B		

S8281-E0R10

No.	PART NAME	CONN. COLOR	LOCATION	APPLI-CATION
401	TO_82111	B		

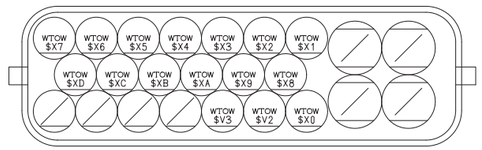

82560-1320A

No.	PART NAME	CONN. COLOR	LOCATION	APPLI-CATION
402	TO_82113	B		

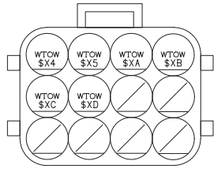

S8281-E0R10

82128(2/2)

No.	PART NAME	CONN. COLOR	LOCATION	APPLI-CATION
500	J/C_LOCAL_CAN	GR		

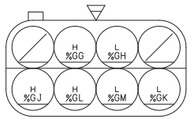

82580-6040B

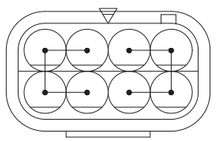

82550-1230A

No.	PART NAME	CONN. COLOR	LOCATION	APPLICATION
1	TO_82111	B		SAE-E&B (ONLY CONNECT)

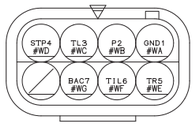

82580-6030B

No.	PART NAME	CONN. COLOR	LOCATION	APPLICATION
1	MOTOR_PUMP			HYDRAULIC BRAKE

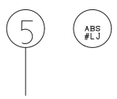

98060-5050A

No.	PART NAME	CONN. COLOR	LOCATION	APPLICATION
1	A/C_COMPRESSOR	B		L SERIES

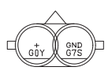

82560-1230A

No.	PART NAME	CONN. COLOR	LOCATION	APPLICATION
2	TRAILER_SOCKET	B		

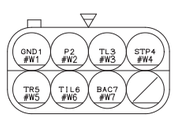

82580-6040B

No.	PART NAME	CONN. COLOR	LOCATION	APPLICATION
2	TO_FR/H	B		HYDRAULIC BRAKE

82580-6720B

82586-1060A

No.	PART NAME	CONN. COLOR	LOCATION	APPLICATION
2	STA_C			L SERIES

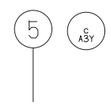

99141-12005

No.	PART NAME	CONN. COLOR	LOCATION	APPLICATION
3	ALT_L	B		

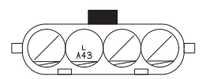

S8281-E0S60

No.	PART NAME	CONN. COLOR	LOCATION	APPLICATION
4	TO_82111_A/C_COMP	GR		L SERIES

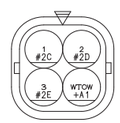

82580-9460A

No.	PART NAME	CONN. COLOR	LOCATION	APPLICATION
4	TO_82111	B		XL SERIES

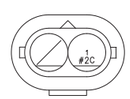

*82560-3870A

No.	PART NAME	CONN. COLOR	LOCATION	APPLICATION
5	ALT_L			

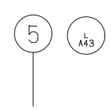

99141-12005

No.	PART NAME	CONN. COLOR	LOCATION	APPLI-CATION
1	FUSE1	B		

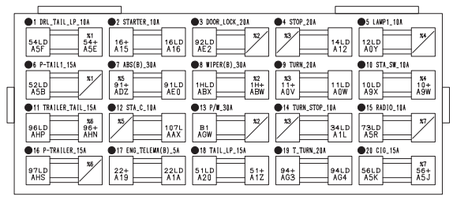

*82610-E0090

5A:SZ980-57050 10A:SZ980-57051 15A:SZ980-57052 20A:SZ980-57053 30A:SZ980-57058

No.	PART NAME	CONN. COLOR	LOCATION	APPLI-CATION
2	FUSE2	B		

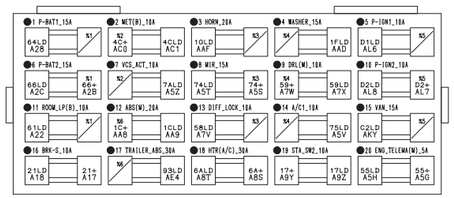

*82610-E0090

5A:SZ980-57050 10A:SZ980-57051 15A:SZ980-57052 20A:SZ980-57053 30A:SZ980-57058

No.	PART NAME	CONN. COLOR	LOCATION	APPLI-CATION
3	FUSE3	B		

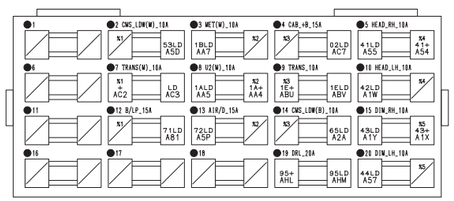

*82610-E0090

10A:SZ980-57051 15A:SZ980-57052 20A:SZ980-57053 30A:SZ980-57058

No.	PART NAME	CONN. COLOR	LOCATION	APPLI-CATION
4	CASSET_RLY	B		

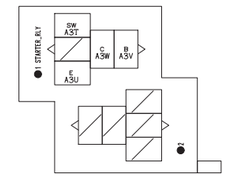

*82660-E0060

No.	PART NAME	CONN. COLOR	LOCATION	APPLI-CATION
5	CASSET_RLY	B		

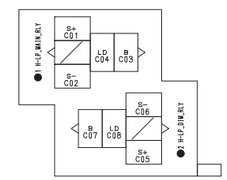

*82660-E0060

No.	PART NAME	CONN. COLOR	LOCATION	APPLI-CATION
7	CASSET_RLY	B		

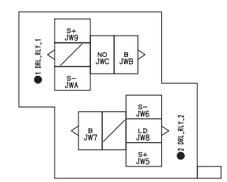

*82660-E0060

No.	PART NAME	CONN. COLOR	LOCATION	APPLI-CATION
8	CASSET_RLY	B		

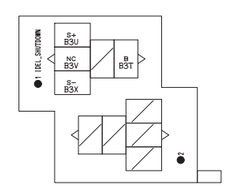

*82660-E0060

No.	PART NAME	CONN. COLOR	LOCATION	APPLI-CATION
10	CASSET_RLY	B		

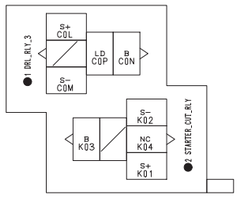

*82660-E0060

No.	PART NAME	CONN. COLOR	LOCATION	APPLI-CATION
11	CASSET_RLY	B		

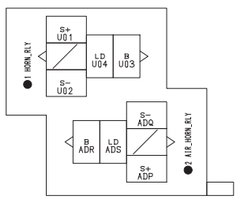

*82660-E0060

No.	PART NAME	CONN. COLOR	LOCATION	APPLI-CATION
12	CASSET_RLY	B		

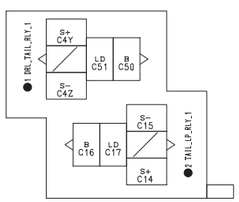

*82660-E0060

次回MYにて、DRL TAIL RLY1 (B:C50,LD:C51)
配線仕様書に合わせ変更すること

No.	PART NAME	CONN. COLOR	LOCATION	APPLI-CATION
13	CASSET_RLY	B		

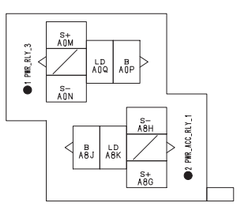

*82660-E0060

No.	PART NAME	CONN. COLOR	LOCATION	APPLI-CATION
14	CASSET_RLY	B		

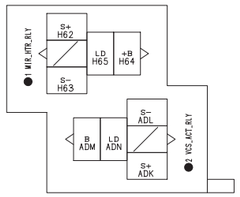

*82660-E0060

No.	PART NAME	CONN. COLOR	LOCATION	APPLI-CATION
15	CASSET_RLY	B		L SERIES

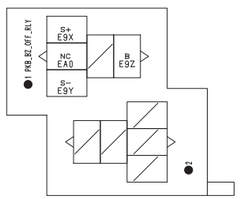

*82660-E0060

131は特注車で46A*(PKB)ない為、
センターパークの代わりに40KB(ハイドロ)を使用する

No.	PART NAME	CONN. COLOR	LOCATION	APPLI-CATION
15	CASSET_RLY	B		XL SERIES

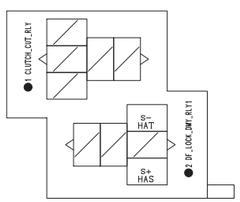

*82660-E0060

MT時、CLT_CUT_RLY必要

No.	PART NAME	CONN. COLOR	LOCATION	APPLI-CATION
16	CASSET_RLY	B		

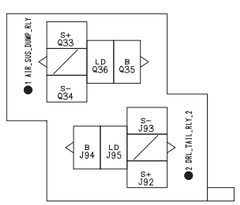

*82660-E0060

No.	PART NAME	CONN. COLOR	LOCATION	APPLI-CATION
17	CASSET_RLY	B		

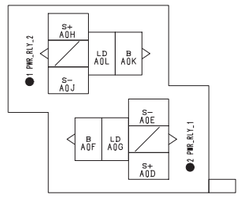

*82660-E0060

No.	PART NAME	CONN. COLOR	LOCATION	APPLI-CATION
18	CASSET_RLY	B		

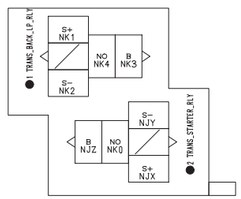

*82660-E0060

No.	PART NAME	CONN. COLOR	LOCATION	APPLI-CATION
19	CASSET_RLY	B		XL SERIES

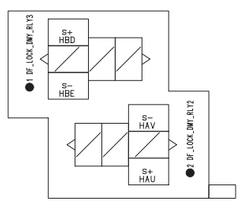

*82660-E0060

No.	PART NAME	CONN. COLOR	LOCATION	APPLI-CATION
20	CASSET_RLY	B		

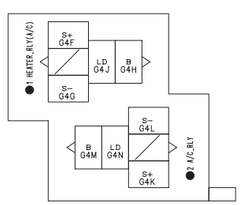

*82660-E0060

No.	PART NAME	CONN. COLOR	LOCATION	APPLI-CATION
21	CASSET_RLY	B		

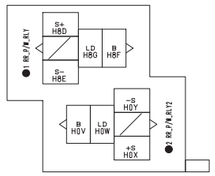

*82660-E0060

No.	PART NAME	CONN. COLOR	LOCATION	APPLI-CATION
23	CASSET_FUSE	B		

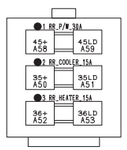

*87348-E0010

15A:9088-57153A
30A:9088-57159A

No.	PART NAME	CONN. COLOR	LOCATION	APPLI-CATION
25	BODY_BUILDER_IF	B		

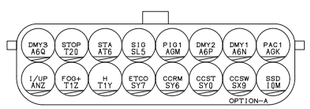

S8281-E0N00

No.	PART NAME	CONN. COLOR	LOCATION	APPLI-CATION
26	OPT_CONN_CAB	GR		

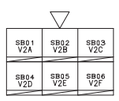

S8281-E0M60

No.	PART NAME	CONN. COLOR	LOCATION	APPLI-CATION
27	STARTER_SW			

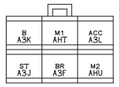

82560-3630A

No.	PART NAME	CONN. COLOR	LOCATION	APPLI-CATION
28	WORKING_LAMP_SW	L		WORKLAMP (CAB BACK)

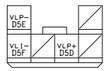

82824-E0U10

No.	PART NAME	CONN. COLOR	LOCATION	APPLI-CATION
28	VAN_LAMP_SW	L		REAR BODY ROOMLAMP

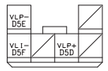

82824-E0U10

No.	PART NAME	CONN. COLOR	LOCATION	APPLI-CATION
52	GRAND_AUDIO			

82583-1670A

No.	PART NAME	CONN. COLOR	LOCATION	APPLI-CATION
53	GRAND_DR1			

82583-1670A

No.	PART NAME	CONN. COLOR	LOCATION	APPLI-CATION
54	GRAND_DR2			

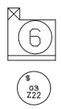

82583-1640A

No.	PART NAME	CONN. COLOR	LOCATION	APPLI-CATION
55	W/S_EARTH_1			

SPLCE-00001

No.	PART NAME	CONN. COLOR	LOCATION	APPLI-CATION
56	W/S_EARTH_2			

SPLCE-00001

No.	PART NAME	CONN. COLOR	LOCATION	APPLI-CATION
57	W/S_EARTH_3			

SPLCE-00001

No.	PART NAME	CONN. COLOR	LOCATION	APPLI-CATION
58	W/S_EARTH_4			

SPLCE-00001

No.	PART NAME	CONN. COLOR	LOCATION	APPLI-CATION
59	W/S_EARTH_5			

SPLCE-00001

No.	PART NAME	CONN. COLOR	LOCATION	APPLI-CATION
80	COMB_METER_40P	B		

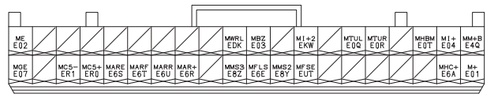

82824-E0P30

No.	PART NAME	CONN. COLOR	LOCATION	APPLI-CATION
81	COMB_METER_24P_A	B		

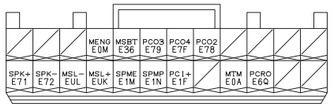

82824-E0P40

No.	PART NAME	CONN. COLOR	LOCATION	APPLI-CATION
82	COMB_METER_24P_B			

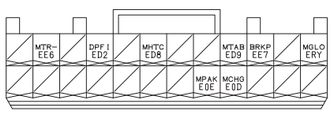

82824-E0P40

No.	PART NAME	CONN. COLOR	LOCATION	APPLI-CATION
83	SRC_STRG_SW_HORN	B		

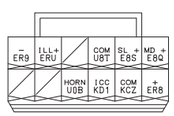

82824-E1150

No.	PART NAME	CONN. COLOR	LOCATION	APPLI-CATION
84	RHEOSTAT	GR		

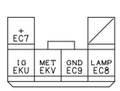

82824-E0U10

No.	PART NAME	CONN. COLOR	LOCATION	APPLI-CATION
85	AIR_GAGE_SNSR_FR	B		

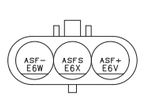

82580-8980A

No.	PART NAME	CONN. COLOR	LOCATION	APPLI-CATION
86	AIR_GAGE_SNSR_RR			

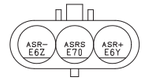

82580-8980A

No.	PART NAME	CONN. COLOR	LOCATION	APPLI-CATION
87	PKB_OFF_DIODE	GR		

82560-4180A
7283-1233-40

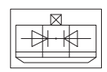

85902-1210A

No.	PART NAME	CONN. COLOR	LOCATION	APPLI-CATION
101	DRL_TAIL_DIODE	GR		

82560-4180A
7283-1233-40

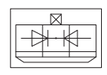

85902-1210A

No.	PART NAME	CONN. COLOR	LOCATION	APPLI-CATION
103	HAZARD_SW	B		

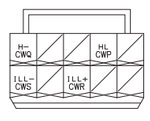

82824-E0P70

No.	PART NAME	CONN. COLOR	LOCATION	APPLI-CATION
104	LIGHT&TURN_SW	B		

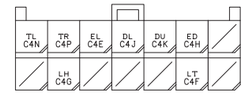

82560-2100A

No.	PART NAME	CONN. COLOR	LOCATION	APPLI-CATION
105	BCM_26P	B		

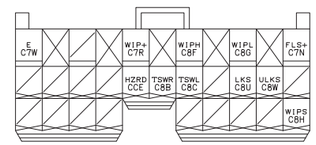

82824-E0S40

No.	PART NAME	CONN. COLOR	LOCATION	APPLI-CATION
106	BCM_24P	B		

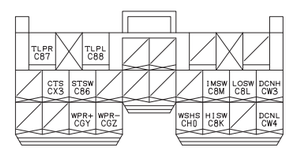

82824-E0S30

82131(5/13)

No.	PART NAME	CONN. COLOR	LOCATION	APPLI-CATION
108	BCM_30P	B		

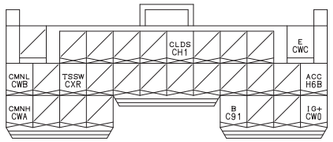

82824-E0Y40

No.	PART NAME	CONN. COLOR	LOCATION	APPLI-CATION
109	BCM_12P			

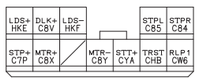

82580-8740A

No.	PART NAME	CONN. COLOR	LOCATION	APPLI-CATION
110	T_TURN_UNIT			

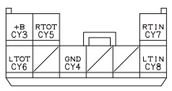

82560-2250A

No.	PART NAME	CONN. COLOR	LOCATION	APPLI-CATION
111	HL_DIODE	B		

82560-4230A

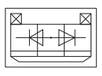

85902-1230A

No.	PART NAME	CONN. COLOR	LOCATION	APPLI-CATION
113	DRL_DIODE_1	GR		

82560-4180A

7283-1233-40

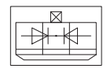

85902-1210A

No.	PART NAME	CONN. COLOR	LOCATION	APPLI-CATION
115	DRL_ECU(1)	B		

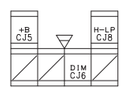

82580-7380A

No.	PART NAME	CONN. COLOR	LOCATION	APPLI-CATION
116	DRL_ECU(2)	B		

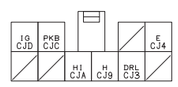

82824-E0Y50

No.	PART NAME	CONN. COLOR	LOCATION	APPLI-CATION
117	NP_BRAKE_SW_NO	B		

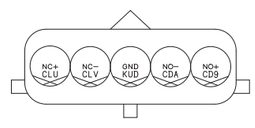

82828-1630A

No.	PART NAME	CONN. COLOR	LOCATION	APPLI-CATION
118	STOP_LP_SW	B		

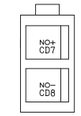

82828-1310A

No.	PART NAME	CONN. COLOR	LOCATION	APPLI-CATION
119	NP_STOP_LP_SW	B		

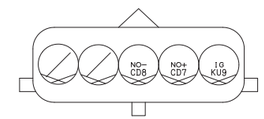

82828-1630A

No.	PART NAME	CONN. COLOR	LOCATION	APPLI-CATION
120	FLASHER_SHORT			

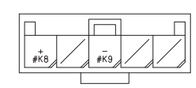

82560-2540A

No.	PART NAME	CONN. COLOR	LOCATION	APPLI-CATION
121	GRAND_AS1			

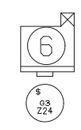

82583-1670A

No.	PART NAME	CONN. COLOR	LOCATION	APPLI-CATION
122	GRAND_AS2			

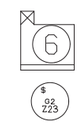

82583-1640A

No.	PART NAME	CONN. COLOR	LOCATION	APPLI-CATION
130	WIPER&RETARDER_SW			
131	WASHER_PUMP_MOTOR	B		
132	WIPER_MOTOR			
134	MIRROR_HEATER_SW	B		
136	CIG_LIGHTER			
138	USB_SOCKET	B		

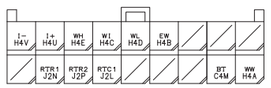

82560-2230A

82580-6820B

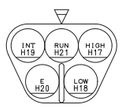

82580-7270B

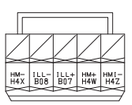

82824-E0P70

82580-4610A

82824-E1710

No.	PART NAME	CONN. COLOR	LOCATION	APPLI-CATION
141	ADDITIONAL_AUDIO			
142	AUDIO			
143	FR_SPEAKER_LH			
144	FR_SPEAKER_RH			
150	IN/RH_SW	L		
151	IN/LH_SW			

82824-E0U40

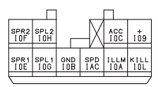

82824-E0V20

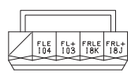

82824-E1790

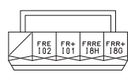

82824-E1790

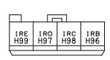

82560-2860A

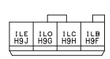

82560-2840A

No.	PART NAME	CONN. COLOR	LOCATION	APPLI-CATION
160	A/C_SWITCH			
161	BLOWER_MOTOR	B		
162	BLOWER_SWITCH			
163	BLOWER_REGISTER	B		
165	THERMISTOR			

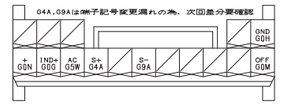

82824-E0E40

82824-E0T40

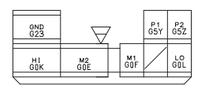

82824-E0W90

82580-9270A

82560-2510A

No.	PART NAME	CONN. COLOR	LOCATION	APPLI-CATION
166	A/C_DIODE			
167	RR_HEATER_RLY			
168	RR_COOLER_RLY			
180	ACCEL_SSR_2	B		
181	DPR_REFRESH_SW	B		
182	VCS-ECU_31P			
184	VCS-ECU_34P			
185	VCS-ECU_35P-A			
186	VCS-ECU_35P-B			
210	ABS_ECU_E	B		



No.	PART NAME	CONN. COLOR	LOCATION	APPLI-CATION
211	ABS_ECU_F	GR		

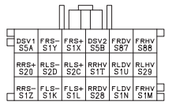

82580-9480A

No.	PART NAME	CONN. COLOR	LOCATION	APPLI-CATION
212	ABS_ECU_G	GR		

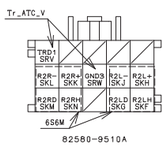

82580-9510A

No.	PART NAME	CONN. COLOR	LOCATION	APPLI-CATION
213	ABS_ECU_H			

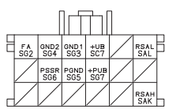

S8281-E0E20

No.	PART NAME	CONN. COLOR	LOCATION	APPLI-CATION
214	LANEOFF_WARNING_SW	B		

82824-E1690

No.	PART NAME	CONN. COLOR	LOCATION	APPLI-CATION
215	STEERING_SENSOR	B		

82824-E0U70

No.	PART NAME	CONN. COLOR	LOCATION	APPLI-CATION
217	VSC_OFF_SW	GR		

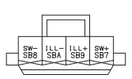

82824-E1B30

No.	PART NAME	CONN. COLOR	LOCATION	APPLI-CATION
220	MONITOR_MODULE	GR		

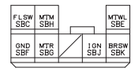

82824-E0U80

No.	PART NAME	CONN. COLOR	LOCATION	APPLI-CATION
240	STP_AT_DIODE_3P	B		TRAILER

82560-4230A

85902-1230A

No.	PART NAME	CONN. COLOR	LOCATION	APPLI-CATION
240	STP_AT_DIODE	B		Except TRAILER

82560-3800A

85902-1200A

No.	PART NAME	CONN. COLOR	LOCATION	APPLI-CATION
241	TM_MODE_SW			

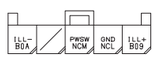

82560-2550A

No.	PART NAME	CONN. COLOR	LOCATION	APPLI-CATION
242	AT_BK_SW_DIODE	B		

82560-3800A

85902-1200A

No.	PART NAME	CONN. COLOR	LOCATION	APPLI-CATION
250	DLC3	B		

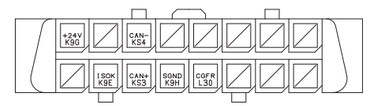

S8281-E0L90

No.	PART NAME	CONN. COLOR	LOCATION	APPLI-CATION
251	DIAG	G		

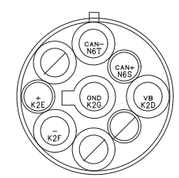

S8281-E0M90

No.	PART NAME	CONN. COLOR	LOCATION	APPLI-CATION
252	DIFF_LOCK_ON/OFF_SW	B		

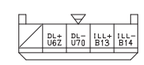

82824-E0U00

No.	PART NAME	CONN. COLOR	LOCATION	APPLI-CATION
253	DIFF_LOCK_CNG_SW	L		XL SERIES

82824-E0U70

No.	PART NAME	CONN. COLOR	LOCATION	APPLI-CATION
254	DIFF_LOCK_ECU(26P)			

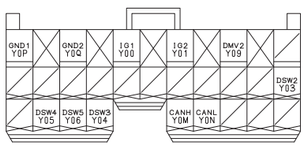

82824-E0S40

No.	PART NAME	CONN. COLOR	LOCATION	APPLI-CATION
255	DIFF_LOCK_ECU(24P)			

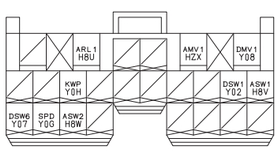

82824-E0S30

No.	PART NAME	CONN. COLOR	LOCATION	APPLI-CATION
256	AIR_SUS_DUMP_SW			

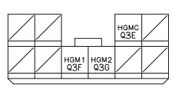

82580-7210A

No.	PART NAME	CONN. COLOR	LOCATION	APPLI-CATION
258	TELEMATICS_INFO			

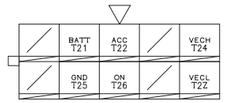

S8281-E0M40

No.	PART NAME	CONN. COLOR	LOCATION	APPLI-CATION
270	CAN_IF	B		

S8281-E0M50

No.	PART NAME	CONN. COLOR	LOCATION	APPLI-CATION
271	CAMERA_ECU	GR		

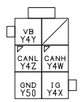

S8281-E0V30

No.	PART NAME	CONN. COLOR	LOCATION	APPLI-CATION
280	A/C_PRES_SSR	B		

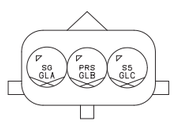

82824-E0X30

No.	PART NAME	CONN. COLOR	LOCATION	APPLI-CATION
281	STA_CUT_DIODE	B		

82560-3800A

85902-1200A

No.	PART NAME	CONN. COLOR	LOCATION	APPLI-CATION
282	IDLE_SHUTDOWN_DIODE	B		

82560-3800A

85902-1200A

No.	PART NAME	CONN. COLOR	LOCATION	APPLI-CATION
283	HEATER_RLY_SW			

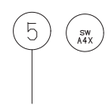

99141-11005

No.	PART NAME	CONN. COLOR	LOCATION	APPLI-CATION
284	HEATER_RLY_L			

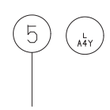

99141-11005

No.	PART NAME	CONN. COLOR	LOCATION	APPLI-CATION
285	FAN_CLUTCH_S/V	B		

S8281-E0G00

No.	PART NAME	CONN. COLOR	LOCATION	APPLI-CATION
286	S⊕GW-ECU			

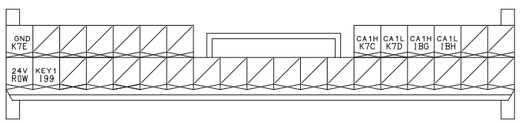

82824-E1610

No.	PART NAME	CONN. COLOR	LOCATION	APPLI-CATION
287	CAN-TMN1	L		

82560-1720A

89613-1010A

No.	PART NAME	CONN. COLOR	LOCATION	APPLI-CATION
400	TO_82111_1			

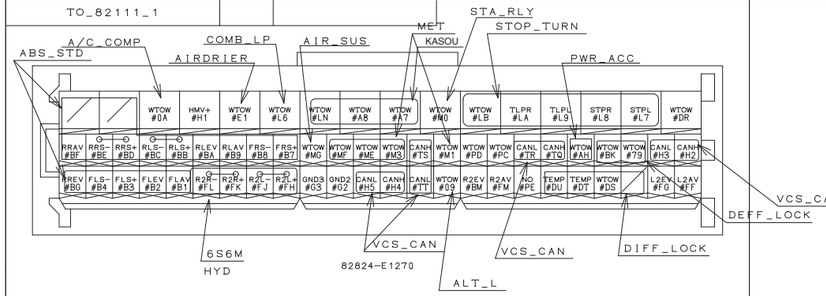

No.	PART NAME	CONN. COLOR	LOCATION	APPLI-CATION
401	TO_82111_2	G		

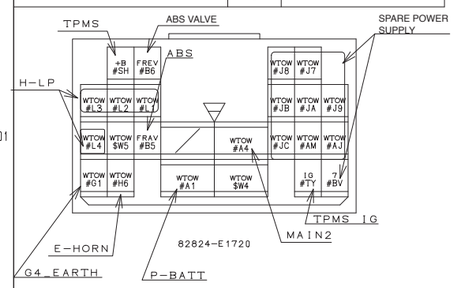

No.	PART NAME	CONN. COLOR	LOCATION	APPLI-CATION
402	TO_82111_3			

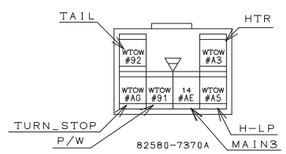

No.	PART NAME	CONN. COLOR	LOCATION	APPLI-CATION
403	TO_82111_4			

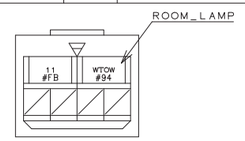

82824-E1170

No.	PART NAME	CONN. COLOR	LOCATION	APPLI-CATION
404	TO_82111_5			

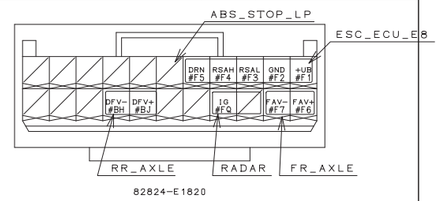

82824-E1820

No.	PART NAME	CONN. COLOR	LOCATION	APPLI-CATION
405	TO_82111_6			

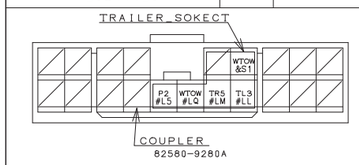

82580-9280A

No.	PART NAME	CONN. COLOR	LOCATION	APPLI-CATION
406	TO_82111_7_TO_82113			

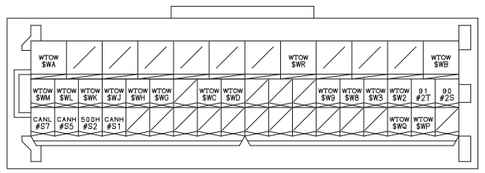

82824-E0W40

407	TO_82125			

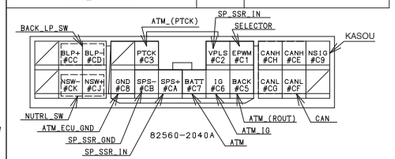

82560-2040A

408	TO_82151_RH	○		

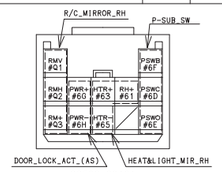

82560-2610A

409	TO_82152_LH1			

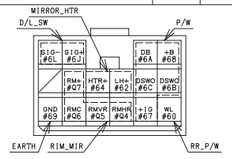

82824-E0040

410	TO_82152_LH2			

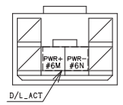

82580-6050A

412	TO_82161			

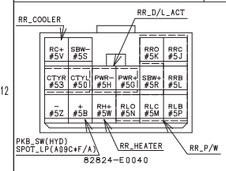

82824-E0040

413	TO_82171			

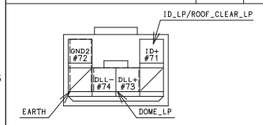

82580-6050A

417	TO_82236			

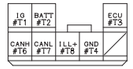

82824-E0U80

418	TO_EARTH_1			

82824-E0U40

419	TO_EARTH_2			

82580-7320A

422	TO_82136_10P	B		

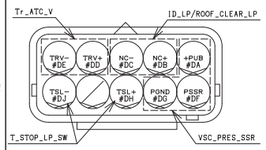

82824-E0B10

423	TO_82223		MT	

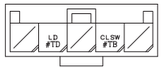

82560-2540A

501	CAN_J/C_1	L		

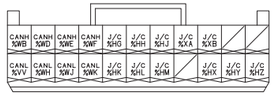

82824-E1330

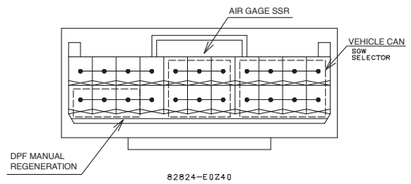

82824-E0Z40
COLOR(L)

No.	PART NAME	CONN. COLOR	LOCATION	APPLI-CATION
502	CAN_J/C_2	B		

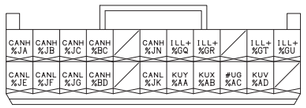

82824-E1330

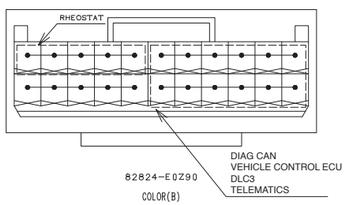

82824-E0Z90
COLOR(B)

No.	PART NAME	CONN. COLOR	LOCATION	APPLI-CATION
503	CAN_J/C_3	B		

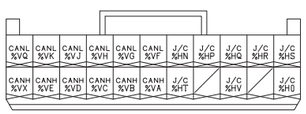

82824-E1330

FUSE ,DPR_SW ,BRAKE_SW ,N_SW ,EXH/B

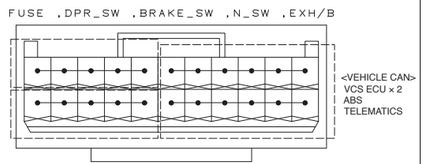

BRAKE_SW ,VCS_ECU ,AT_STOP_NC_RLY ,U2_ECU
82824-E0Z90
COLOR(B)

No.	PART NAME	CONN. COLOR	LOCATION	APPLI-CATION
504	J/C_4	B		

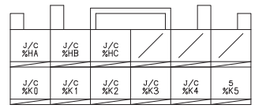

82824-E1390

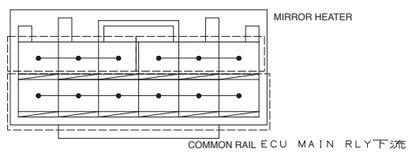

82824-E0Z30
COLOR(B)

No.	PART NAME	CONN. COLOR	LOCATION	APPLI-CATION
511	J/C_8	B		

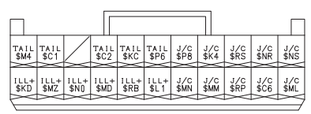

82824-E1330

VCS_ACT_RLY TAIL_LP

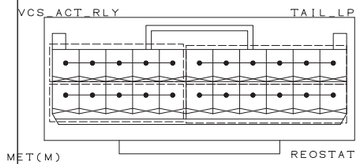

MET(M) REOSTAT
82824-E0Z90
COLOR(B)

No.	PART NAME	CONN. COLOR	LOCATION	APPLI-CATION
512	J/C_EARTH	L		

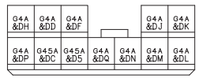

82824-E0U90

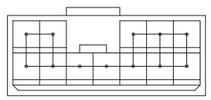

82550-1040A
COLOR(L)

No.	PART NAME	CONN. COLOR	LOCATION	APPLI-CATION
513	J/C_9			

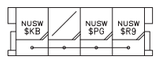

82550-1360A

No.	PART NAME	CONN. COLOR	LOCATION	APPLI-CATION
514	J/C_10			

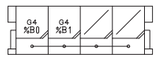

82550-1360A

No.	PART NAME	CONN. COLOR	LOCATION	APPLI-CATION
515	J/C_11	L		

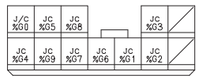

82824-E0U90

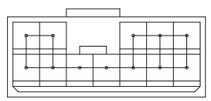

82550-1040A
COLOR(L)

No.	PART NAME	CONN. COLOR	LOCATION	APPLI-CATION
516	CAN_J/C_13	L		

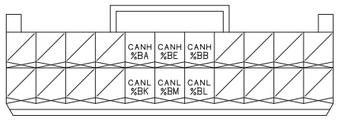

82824-E1330

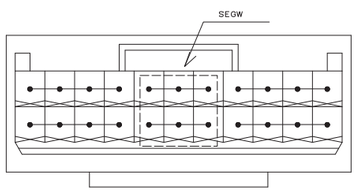

82824-E0Z40

COLOR(L)

518	J/C_12			

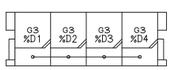

82550-1360A

82136(1/1)

No.	PART NAME	CONN. COLOR	LOCATION	APPLI-CATION
1	TO_82131	B		
	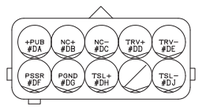 82824-E0B20		
2	BRAKE_SW(NC)	B		
	82580-6820B			
2	BRAKE_SW(NC)	B		
	82580-6820B			
3	VSC_PRES_SSR	B		
	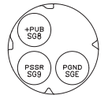 S8281-E0G80			
4	T_STOP_LP_SW	B		
	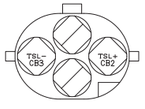 S8281-E0E70			
5	Tr_ATC_V	B		
	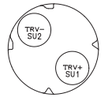 S8281-E0P00			

No.	PART NAME	CONN. COLOR	LOCATION	APPLI-CATION
1	HTR_NAGATIVE	B		
	82580-7590A			
2	HTR_SWITCH	B		
	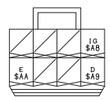 82824-E1690			
3	GRAND			
	98060-6020A			
4	TO_82131_253	L		
	82580-8380A			
5	TO_82131_28	L		
	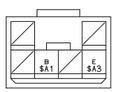 82580-6050A			
6	HTR_RELAY			
	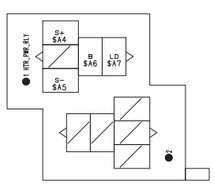 *82660-E0060			

No.	PART NAME	CONN. COLOR	LOCATION	APPLI-CATION
7	HTR_POSITIVE	B		
	82580-7590A			

No.	PART NAME	CONN. COLOR	LOCATION	APPLI-CATION
1	TO_82131_12P	O		
2	P/W_MTR_(AS)	B		
3	P-SUB_SW			
4	HEAT&LIGHT_MIR_RH			
5	DOOR_LOCK_ACT_(AS)	GR		
6	R/C_MIRROR_RH	B		

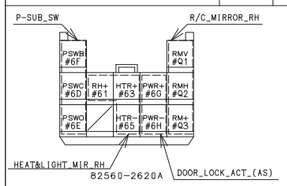

82560-4400A

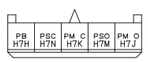

82580-6250A

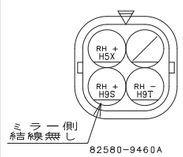

82580-9460A

S8281-E0F10

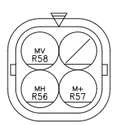

82580-9460A

No.	PART NAME	CONN. COLOR	LOCATION	APPLI-CATION
1	TO_82131_16P			WITH / POWER WINDOW

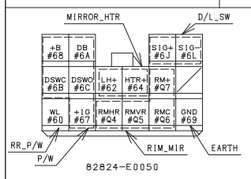

No.	PART NAME	CONN. COLOR	LOCATION	APPLI-CATION
1	TO_82131_LH1			LESS / POWER WINDOW

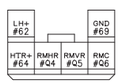

No.	PART NAME	CONN. COLOR	LOCATION	APPLI-CATION
2	TO_82131_6P			

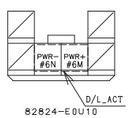

No.	PART NAME	CONN. COLOR	LOCATION	APPLI-CATION
3	D-MASTER_SW			

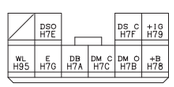

No.	PART NAME	CONN. COLOR	LOCATION	APPLI-CATION
4	P/W_MTR_(DR)	GR		

No.	PART NAME	CONN. COLOR	LOCATION	APPLI-CATION
5	HEAT&LIGHT_MIR_LH			

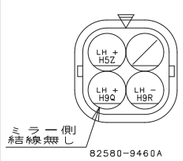

No.	PART NAME	CONN. COLOR	LOCATION	APPLI-CATION
6	DOOR_LOCK_SW_(DR)	GR		

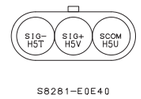

No.	PART NAME	CONN. COLOR	LOCATION	APPLI-CATION
7	R/C_MIRROR_LH	B		

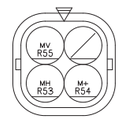

No.	PART NAME	CONN. COLOR	LOCATION	APPLI-CATION
8	RIM_MIRROR_SW			

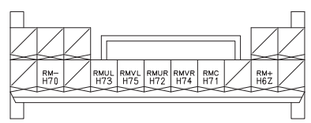

No.	PART NAME	CONN. COLOR	LOCATION	APPLI-CATION
10	DOOR_LOCK_ACT_(DR)	GR		

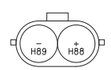

82153(1/1)

No.	PART NAME	CONN. COLOR	LOCATION	APPLI-CATION
1	TO_82161			
	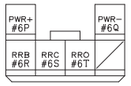 82824-E0U10			
2	RR/RH_SW			
	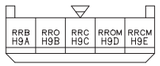 82560-3250A			
3	P/W_MTR_RR_RH	GR		
	82580-9420A			
4	DOOR_LOCK_RR_RH			
	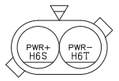 82580-7660B			
5	W/S_DOOR_DMY			
	SPLCE-00001			

No.	PART NAME	CONN. COLOR	LOCATION	APPLI-CATION
1	TO_82131_16P			
	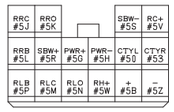 82824-E0050			
2	CTY_SW_FR_R			
	82824-E0U30			
3	CTY_SW_FR_L			
	82824-E0U30			
4	SPOT_LAMP	B		
	82580-9420A			
5	PKB_SW	B		
	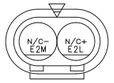 82560-2940A			
7	S/B_SW	B		
	82580-6820B			
10	CTY_SW_RR_R			
	82824-E0U30			

No.	PART NAME	CONN. COLOR	LOCATION	APPLI-CATION
11	CTY_SW_RR_L			
	82824-E0U30			
12	RR_HEATER_UNIT	B		
	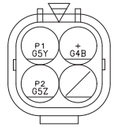 82580-8340B			
13	RR_HEATER_SW	GR		
	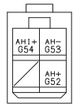 82580-8380A			
14	RR_COOLER_UNIT	B		
	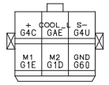 82560-2920A			
15	RR_BLOWER_SW			
	82580-6920A			

No.	PART NAME	CONN. COLOR	LOCATION	APPLI-CATION
16	COOLER_MAGNET_VALVE	GR		
	82580-6600B			
	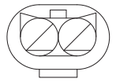 82580-6590B_CAP COLOR(GR)			
50	TO_82153_RH			
	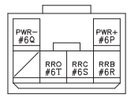 82580-6050A			
51	TO_82153_LH			
	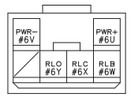 82580-6050A			

82164(1/1)

No.	PART NAME	CONN. COLOR	LOCATION	APPLI-CATION
1	TO_82111_24P	B		

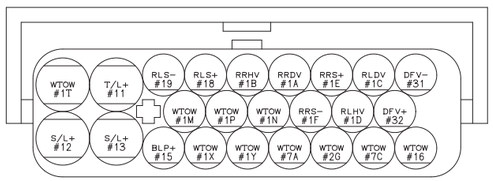

82824-E0K00

No.	PART NAME	CONN. COLOR	LOCATION	APPLI-CATION
2	TO_82177_24P	B		

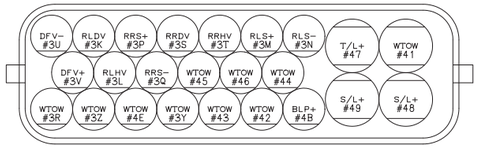

82560-1320A

82165(1/1)

No.	PART NAME	CONN. COLOR	LOCATION	APPLI-CATION
2	RR_COMB_LH_OUT	B		
	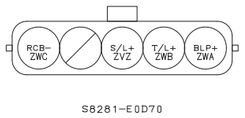			
3	RR_COMB_RH	B		
	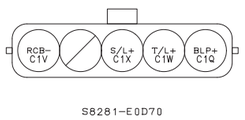			

82169(1/1)

No.	PART NAME	CONN. COLOR	LOCATION	APPLI-CATION
1	TO_82111_16P	B		

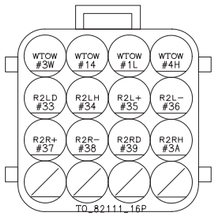

S8281-E0Q90

No.	PART NAME	CONN. COLOR	LOCATION	APPLI-CATION
2	TO_82177_16P	B		

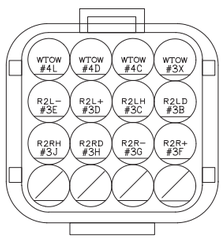

S8281-E0Q80

82171(1/1)

No.	PART NAME	CONN. COLOR	LOCATION	APPLI-CATION
1	TO_82131_6P			
	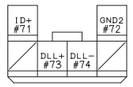 82824-E0U10			
3	ROOF_C/L_LH	B		
	82580-7320A			
4	ID_LAMP_LH	B		
	82580-7320A			
5	ID_LAMP_CTR	B		
	82580-7320A			
6	ID_LAMP_RH	B		
	82580-7320A			
7	ROOF_C/L_RH	B		
	82580-7320A			

No.	PART NAME	CONN. COLOR	LOCATION	APPLI-CATION
8	DOME_LAMP_RH			
	82580-3360A			
9	DOME_LAMP_LH			
	82580-3360A			
13	DOME_LAMP_RR_CTR			
	82580-3360A			
14	DOME_LAMP_RR_RH			
	82580-3360A			
15	DOME_LAMP_RR_LH			
	82580-3360A			

No.	PART NAME	CONN. COLOR	LOCATION	APPLI-CATION
1	TO_82164_24P	B		

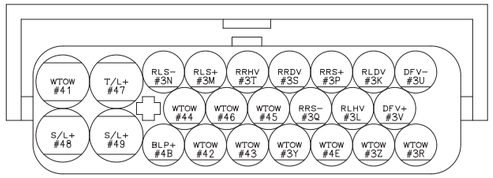

82824-E0K00

No.	PART NAME	CONN. COLOR	LOCATION	APPLI-CATION
2	TO_82169_16P	B		

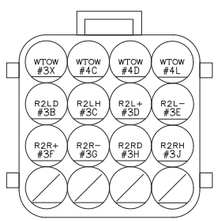

S8281-E0Q90

No.	PART NAME	CONN. COLOR	LOCATION	APPLI-CATION
3	ABS_SENSOR_RR_LH	B	HYD	HYDRAULIC BRAKE

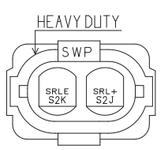

82560-4720A

No.	PART NAME	CONN. COLOR	LOCATION	APPLI-CATION
4	ABS_SENSOR_RR_LH_TCS	B		FULL AIR BRAKE L SERIES

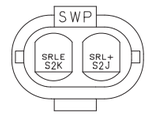

82560-3330A

No.	PART NAME	CONN. COLOR	LOCATION	APPLI-CATION
4	ABS_SENSOR_RR_LH_TCS	B		FULL AIR BRAKE XL SERIES

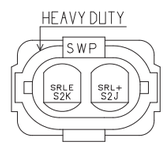

82560-4720A

No.	PART NAME	CONN. COLOR	LOCATION	APPLI-CATION
5	ABS_SENSOR_RR_RH	B		FULL AIR BRAKE L SERIES

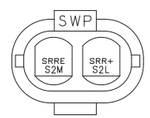

82560-3330A

No.	PART NAME	CONN. COLOR	LOCATION	APPLI-CATION
5	ABS_SENSOR_RR_RH	B		HYDRAULIC BRAKE L SERIES XL SERIES

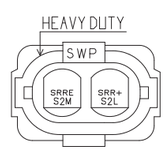

82560-4720A

No.	PART NAME	CONN. COLOR	LOCATION	APPLI-CATION
8	BZR_OFF_SW	B		

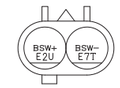

82580-6820B

No.	PART NAME	CONN. COLOR	LOCATION	APPLI-CATION
9	SPG_BRK_SW	DG		

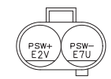

82580-6770B

No.	PART NAME	CONN. COLOR	LOCATION	APPLI-CATION
12	MODULATOR_R2_LH	B		

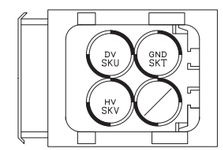

S8281-E0F50

No.	PART NAME	CONN. COLOR	LOCATION	APPLI-CATION
13	MODULATOR_R2_RH	B		

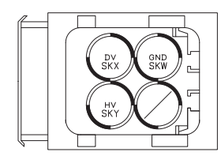

S8281-E0F50

No.	PART NAME	CONN. COLOR	LOCATION	APPLI-CATION
14	RR_AXLE_PACKAGE_RH	B		

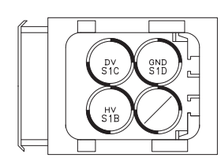

S8281-E0F50

No.	PART NAME	CONN. COLOR	LOCATION	APPLI-CATION
15	RR_AXLE_PACKAGE_LH	B		
16	RR_AXLE_PACKAGE_ATC	B		
18	A/S_DUMP_ACT_M/V	B		
19	A/S_DUMP_EXH_M/V	B		
21	BACK_BUZZER	B		
22	RR_COMB_LH_IN	GR		
23	L/PRES_SW_3	B		
24	RR_COMB_LH_1	B		
25	RR_COMB_LH_2	B		
26	RR_COMB_RH	B		

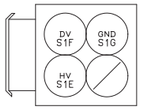

S8281-E0F40

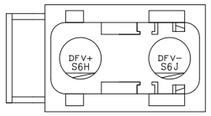

82824-E1640

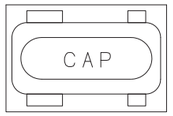

S8286-E0010

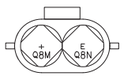

S8281-E0G00

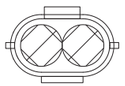

*S8281-E0G10_CAP

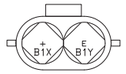

S8281-E0G00

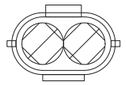

*S8281-E0G10_CAP

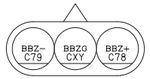

82580-7140B

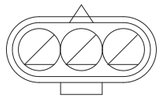

82580-7130B_CAP

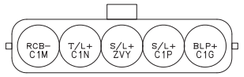

S8281-E0D60

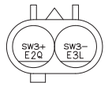

82580-6820B

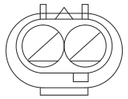

82560-1670A_CAP

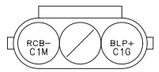

82828-1100A

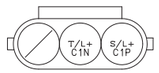

82828-1100A

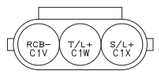

82828-1100A

No.	PART NAME	CONN. COLOR	LOCATION	APPLI-CATION
27	LICENSE_LAMP	B		
	82560-1670A			
	82580-6820B_CAP			
30	M_DIFF_LOCK_R1_SW	GR		
	S8281-E0N90			
	*S8281-E0L20_CAP COLOR(GR)			
31	MN/D_M/V	B		
	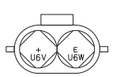 S8281-E0G00			
	*S8281-E0G10_CAP			

No.	PART NAME	CONN. COLOR	LOCATION	APPLI-CATION
32	R/D_M/V	B		
	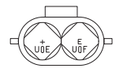 S8281-E0G00			
35	M_DIFF_LOCK_R2_SW	GR		
	S8281-E0N90			
	*S8281-E0L20_CAP COLOR(GR)			
40	ABS_SENSOR_R2_LH	B		
	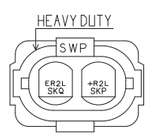 82560-4720A			

No.	PART NAME	CONN. COLOR	LOCATION	APPLI-CATION
41	ABS_SENSOR_R2_RH	B		
	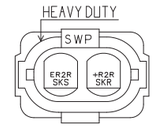 82560-4720A			
45	SLIDE/C_M/V	B		
	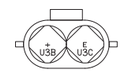 S8281-E0G00			
	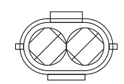 *S8281-E0G10_CAP			
50	W/S_&1B			
	SPLCE-W0001			

82213(1/1)

No.	PART NAME	CONN. COLOR	LOCATION	APPLI-CATION
1	INTAKE_HTR			
	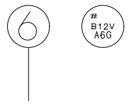 *7003-2070-02			
2	INTAKE_HTR_RLY			
	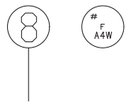 *7003-1171-02			

82214(1/1)

No.	PART NAME	CONN. COLOR	LOCATION	APPLI-CATION
1	TO_82111	B		

S8281-E0R10

No.	PART NAME	CONN. COLOR	LOCATION	APPLI-CATION
2	LED_HEADLAMP_LH	B		

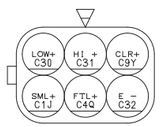

82580-8490B

No.	PART NAME	CONN. COLOR	LOCATION	APPLI-CATION
3	LED_HEADLAMP_RH	B		

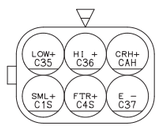

82580-8490B

No.	PART NAME	CONN. COLOR	LOCATION	APPLI-CATION
4	HEADLAMP_LH	B		

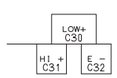

82580-2160A

No.	PART NAME	CONN. COLOR	LOCATION	APPLI-CATION
5	HEADLAMP_RH	B		

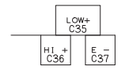

82580-2160A

No.	PART NAME	CONN. COLOR	LOCATION	APPLI-CATION
6	SIDE_TURN_LAMP_LH	GR		

82580-6770B

No.	PART NAME	CONN. COLOR	LOCATION	APPLI-CATION
7	SIDE_TURN_LAMP_RH	GR		

82580-6770B

No.	PART NAME	CONN. COLOR	LOCATION	APPLI-CATION
8	F/TURN&MARKER_LP_LH	B		

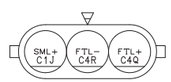

82560-1730A

No.	PART NAME	CONN. COLOR	LOCATION	APPLI-CATION
9	F/TUNRN&MARKER_RH	B		

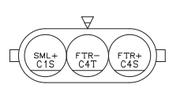

82560-1730A

82219(1/1)

No.	PART NAME	CONN. COLOR	LOCATION	APPLI-CATION
1	TO_82111	B		

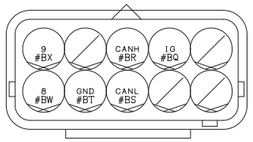

82824-E0B10

No.	PART NAME	CONN. COLOR	LOCATION	APPLI-CATION
2	RADAR	B		

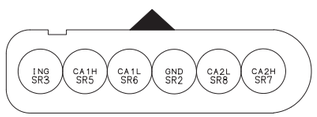

S8281-E0S00

82235(1/1)

No.	PART NAME	CONN. COLOR	LOCATION	APPLI-CATION
1	TPMS_SHORT	B		

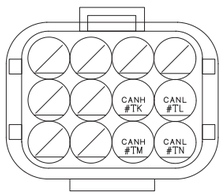

S8281-E0R00

2	FLASHER_SHORT			

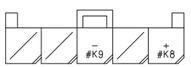

82560-2550A

82236(1/1)

No.	PART NAME	CONN. COLOR	LOCATION	APPLI-CATION
1	TO_82131			

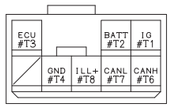

82824-E0T90

No.	PART NAME	CONN. COLOR	LOCATION	APPLI-CATION
2	SELECTOR	GR		

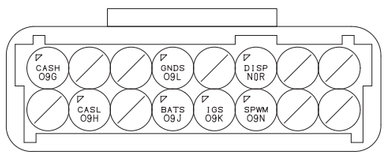

82828-1600A

82284(1/1)

No.	PART NAME	CONN. COLOR	LOCATION	APPLI-CATION
2	BATTERY 10 #-(1) A49 82675-E0450			L SERIES XL SERIES 59L(15.6GAL)
2	BATTERY 10 #-(1) A49 *82583-1780A			XL SERIES 28L(7.4GAL)
3	STARTER1 12 #E A3Z *7003-1342-02			XL SERIES 59L(15.6GAL)
3	STARTER1 12 #E A3Z *7003-1212-02			XL SERIES 28L(7.4GAL)
3	STARTER1 10 #E A3Z 82675-E0450			L SERIES

82286(1/1)

No.	PART NAME	CONN. COLOR	LOCATION	APPLI-CATION
1	STARTER_GND 10 #E A3Z *7003-2072-02			L SERIES 12V- 130A / 135A
1	STARTER_GND 10 #E A3Z *7003-2091-02			L SERIES 12V- 160A / 200A
1	STARTER_GND 12 #E A3Z *7003-1182-02			XL SERIES 12V- 130A / 135A
1	STARTER_GND 12 #E A3Z *7003-1192-02			XL SERIES 12V- 180A / 200A
2	ALT- 6 #E A41 *7003-1965-02			12V- 160A / 180A / 200A

No.	PART NAME	CONN. COLOR	LOCATION	APPLI-CATION
2	ALT- 6 #E A41 *82675-36040			12V- 130A / 135A

82287(1/1)

No.	PART NAME	CONN. COLOR	LOCATION	APPLI-CATION
1	STA_HOUSING			
	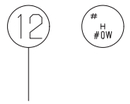 *7003-1212-02			
2	STA_GND_TERMINAL			
	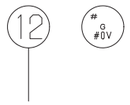 *7003-1212-02			

82288(1/1)

No.	PART NAME	CONN. COLOR	LOCATION	APPLI-CATION
1	CAB_GRAND(G3)			
	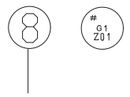 SR142-00920			
2	CHASS_GRAND(G3)			FULL AIR BRAKE
	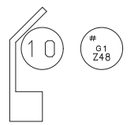 *82675-E0520			
2	CHASS_GRAND(G3)			HYDRAULIC BRAKE
	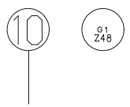 SR142-01120			

82291(1/1)

No.	PART NAME	CONN. COLOR	LOCATION	APPLI-CATION
1	AIR_DRIER	B		XL SERIES
	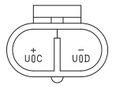 82560-4660A			
2	TO_82111	B		
	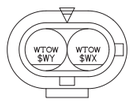 82580-7170B			

82412(1/1)

No.	PART NAME	CONN. COLOR	LOCATION	APPLI-CATION
1	FUEL_SENDER_RH	DG		L SERIES
	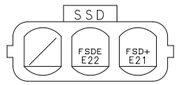 82560-4350A			
2	FUEL_SENDER_WTOW2	DG		
	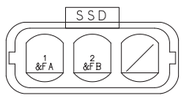 82824-E1080			

No.	PART NAME	CONN. COLOR	LOCATION	APPLI-CATION
1	STARTER_B 12 #B A3X *7003-2131-02			12V- 130A / 135A
1	STARTER_B 12 #B A3X *82675-E0560			12V- 160A / 180A / 200A
2	ALT+ 8 #B A40 *82675-E0110			12V- 135A
2	ALT+ 8 #B A40 *82583-1960A			12V- 160A / 180A / 200A
2	ALT+ 8 #B A40 *7003-1171-02			12V- 130A

82627(1/1)

No.	PART NAME	CONN. COLOR	LOCATION	APPLI-CATION
1	INTAKE_HTR_BATTERY			
	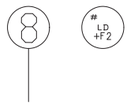 *7003-1171-02			
2	INTAKE_HTR_RLY			
	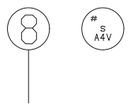 *7003-1171-02			

84523(1/1)

No.	PART NAME	CONN. COLOR	LOCATION	APPLI-CATION
1	BATTERY2_(+)			
	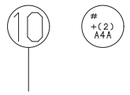 99142-14100			
2	JUMP_STUD_POS			
	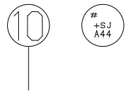 99142-14100			
3	DISCONNECT_SW(+)			
	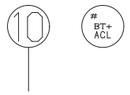 99142-14100			
4	DISCONNECT_SW(−)			
	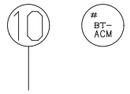 99142-14100			
5	TO_82111	B		
	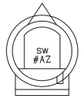 82824-E0Y80			

89774(1/1)

No.	PART NAME	CONN. COLOR	LOCATION	APPLI-CATION
1	TO_S8251	GR		

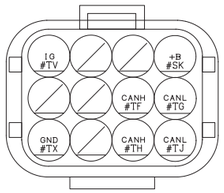

S8281-E0R00

2	TIRE_MONITOR_ECU1	B		

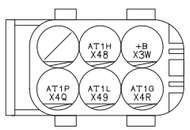

82824-E1D40

3	CAN_J/C	GR		

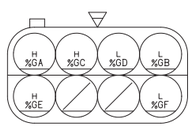

82580-6040B

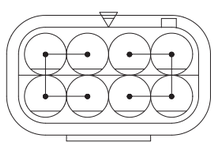

82550-1230A

S8251(1/1)

No.	PART NAME	CONN. COLOR	LOCATION	APPLI-CATION
1	TO_82111	GR		

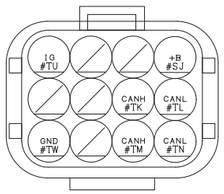

S8281-E0R00

No.	PART NAME	CONN. COLOR	LOCATION	APPLI-CATION
2	TO_89774	GR		

S8281-E0R10

6. METRIC/U.S. CUSTOMARY UNIT EQUIVALENTS

Multiply:	by:	to get:	Multiply:	by:	to get:
LINEAR					
inches	x 25.4	= millimeters (mm)		x 0.03937	= inches
inches	x 2.54	= centimeters (cm)		x 0.3937	= inches
feet	x 0.3048	= meters (m)		x 3.281	= feet
AREA					
inches^2	x 645.16	= millimeters^2 (mm^2)		x 0.00155	= inches^2
inches^2	x 6.452	= centimeters^2 (cm^2)		x 0.155	= inches^2
feet^2	x 0.0929	= meters (m^2)		x 10.764	= feet^2
VOLUME					
inches^3	x 16387.0	= millimeters^3 (mm^3)		x 0.000061	= inches^3
inches^3	x 16.387	= centimeters^3 (cm^3)		x 0.06102	= inches^3
inches^3	x 0.01639	= liters (l)		x 61.024	= inches^3
quarts	x 0.94635	= liters (l)		x 1.0567	= quarts
gallons	x 3.7854	= liters (l)		x 0.2642	= gallons
feet^3	x 28.317	= liters (l)		x 0.03531	= feet^3
feet^3	x 0.02832	= meters^3 (m^3)		x 35.315	= feet^3
fluid oz	x 29.57	= milliliters (ml)		x 0.03381	= fluid oz
MASS					
ounces (av)	x 28.35	= grams (g)		x 0.03527	= ounces (av)
pounds (av)	x 0.4536	= kilograms (kg)		x 2.2046	= pounds (av)
tons (2000 lb)	x 907.18	= kilograms (kg)		x 0.001102	= tons (2000 lb)
tons (2000 lb)	x 0.90718	= tonne (t)		x 1.1023	= tons (2000 lb)
FUEL ECONOMY					
miles/gal	x 0.42514	= kilometers/liter (km/l)		x 2.3522	= miles/gal
gal/mile	x 2.3522	= liters/kilometer (l/km)		x 0.42514	= gal/mile
gal/mile	x 235.22	= liters/100 kilometers (l/100 km)		x 0.004251	= gal/mile
POWER					
horsepower	x 0.746	= kilowatts (kw)		x 1.34	= horsepower
ft-lbf/min	x 0.0226	= watts (W)		x 44.25	= ft-lbf/min
TORQUE					
pound-inches	x 0.11298	= newton-meters (N·m)		x 8.851	= pound-inches
pound-feet	x 1.3558	= newton-meters (N·m)		x 0.7376	= pound-feet
VELOCITY					
miles/hour	x 1.6093	= kilometers/hour (km/h)		x 0.6214	= miles/hour
kilometers/hr	x 0.27778	= meters/sec (m/s)		x 3.600	= kilometers/hr
miles/hour	x 0.4470	= meters/sec (m/s)		x 2.237	= miles/hour
COMMON METRIC PREFIXES					
	mega (M)	= 1,000,000		centi (c)	= 0.01
	kilo (k)	= 1,000		milli (m)	= 0.001
	hecto (h)	= 100		micro (μ)	= 0.000001